




Republic of the Philippines
Department of Education
Region VI – Western Visayas
DIVISION OF AKLAN

Arch. Gabriel M. Reyes Street, Kalibo, Aklan



10 August 2017

**To: Chief Education Supervisors
Education Program Supervisors/Coordinators
Public Schools District Supervisors/
Principals/Head Teacher In-Charge of the District
Senior/Education Program Specialists
Heads of Public and Private Elementary, Secondary and
Integrated Schools
Others Concerned**

Dear Sirs/Mesdames:


Greetings of Peace!

We sincerely empathize with the medical condition of Dr. LUCITA P. RECIDORO, Public Schools District Supervisor, District of Altavas, who needs financial help. She is diagnosed of having Follicular Variant of Papillary Thyroid Carcinoma and is scheduled for her 3rd operation.


Your financial assistance will be of great help to alleviate her medical condition. Please channel your financial assistance to Mrs. Feby D. Moleta, Administrative Officer IV (Cash Section), DepED-Division Office, Kalibo, Aklan.

Thank you and God bless your generous heart.

Very truly yours,


Dr. ERNESTO F. SERVILLON, Jr., MNSA, CESE
Assistant Schools Division Superintendent
Officer-in-Charge
Office of the Schools Division Superintendent

Unnumbered Division Letter
RMF/mtr



Republic of the Philippines
Department of Education
Region VI – Western Visayas
Division OF AKLAN
Kalibo, Aklan



August 9, 2017

MEDICAL CERTIFICATE

To Whom It May Concern:

This is to certify that Lucita P. Recidoro, was seen and examined by the undersigned. She is diagnosed of having Follicular Variant of Papillary Thyroid Carcinoma and is scheduled for her 3rd operation.

This certification is issued in connection with her request for financial assistance from her colleagues at DepED-Aklan.

A handwritten signature in black ink, appearing to be "Rhoby M. Fernandez", is located above the printed name.

RHOBY M. FERNANDEZ, M. D.
Medical Officer III

Department of Education
Region VI – Western Visayas
Division of Aklan
DISTRICT OF ALTAVAS

July 31, 2017

Dr. Ernesto F. Servillon, Jr., MNSA, CESE
Assistant Schools Division Superintendent
OIC, Office of the Schools Division Superintendent
Division of Aklan
Kalibo, Aklan

Sir:

Greetings of love and prosperity!

May I seek for an intervention of your good Office to humbly knock in the kind and generous hearts of our DepEd Kapamilya and Kapuso for their **prayers and financial assistance** for my **third operation after being diagnosed just this July 7, 2017 of Follicular Variant of Papillary Thyroid Carcinoma.**

May the good Lord showers them back blessings for all their good deeds.

Thank you very much for the favor extended to this request.

Very truly yours,



LUCITA P. RECIDORO
Public Schools District Supervisor
09099237063



PHILIPPINE GENERAL HOSPITAL
The National University Hospital
University of the Philippines Manila
DEPARTMENT OF LABORATORIES
Surgical Pathology Section
TAFI AVENUE, MANILA
PHIC Accredited Health Care Provider
ISO 9001:2008 Certified



SURGICAL
PATHOLOG
REPORT

LAST NAME RECIDORO	FIRST NAME LUCITA	MI PALMON	AGE 45	SEX F	SP NUMBER 17 PAY 2611
ATTENDING PHYSICIAN DR. AYUSTE		SERVICE SURGERY	WARD/ROOM		CASE NUMBER 3927797
SPECIMEN THYROID LOBE (LEFT) AND CERVICAL LYMPH NODE (LEFT)		DATE RECEIVED 07/04/2017		DATE COMPLETED 07/07/2017	

FINAL HISTOPATHOLOGIC DIAGNOSIS

THYROID LOBE (LEFT) AND CERVICAL LYMPH NODE (LEFT),
LOBECTOMY WITH CERVICAL LYMPH NODE BIOPSY:

A: "LEFT THYROID LOBE";

ENCAPSULATED FOLLICULAR VARIANT OF PAPILLARY THYROID
CARCINOMA, WITH CAPSULAR INVASION; 3.3 CENTIMETERS GREATEST
TUMOR DIMENSION, CONFINED TO THE THYROID.

NO LYMPHOVASCULAR SPACE INVASION SEEN.

B: "LEFT CERVICAL LYMPH NODE BIOPSY";

CHRONIC GRANULOMATOUS INFLAMMATION.

NEGATIVE FOR TUMOR.

NOTE: THIS CASE WAS SIGNED OUT IN CONSULTATION WITH A HEAD
AND NECK PATHOLOGIST (DR. J.M. CARNATE, JR.).

GROSS/MICROSCOPIC DESCRIPTIONS

Two (2) specimens received as follows:

A. The specimen labeled "left thyroid lobe" consists of a thyroid lobe
measuring 6.5x2.2x2.7 cm. No isthmus identified. The outer surface is
nodular, smooth and brown with scattered fibrous adhesions. There is a
prominent nodule on the inferior pole measuring 3.3x2.3x2.7 cm. The nodule
is well-defined, non-encapsulated and has a cream-white, solid homogenous
nodule. The mass lies 2.5 cm from the margin. A1 to A3 - Block 3(3); A4 -
margin, Block 1(1).

B. The specimen labeled "left cervical lymph node biopsy" consists of an
irregular, rough solid tissue measuring 2.1 cm in diameter. B - Block
A11(1).

Michele Hernandez-Diwa
MICHELE HERNANDEZ-DIWA, M.D.

PATHOLOGIST

Criston Van C. Manasan
CRISTON VAN C. MANASAN, M.D.

REPORTED BY



Republic of the Philippines
Department of Education
Region VI - Western Visayas
DIVISION OF AKLAN

Arch. Gabriel M. Reyes Street, Kalibo, Aklan



August 9, 2017

To: **Chief Education Supervisors**
Education Program Supervisors/Coordinator
Public Schools District Supervisors/
Principals In-Charge of the District
Senior/Education Program Specialists
Heads of Public and Private Elementary, Secondary and
Integrated Schools

Dear Sirs/ Mesdames:

Greetings of Peace!

We sincerely empathize with the medical condition of Mrs. Lucita P. Recidoro, Public Schools District Supervisor, District of Altavas, who needs financial help. She was Follicular Variant of Papillary Thyroid Carcinoma.

Your voluntary financial assistance will be of great help to alleviate her medical condition. Please channel your financial assistance to Mrs. Feby D. Molleta, Administrative Officer IV (Cash Section), DepED-Division Office, Kalibo, Aklan

Thank you and God Bless your generous heart.

Very truly yours

MR. MICHAEL T. RAPIZ
Chief Education Supervisor
Schools Governance and Operation Division

Unnumbered Division Letter
RMF/bsm

“ May katawhayan ag kalipayan sa among mga escuelahan”