



Republic of the Philippines  
**Department of Education**  
REGION VI – WESTERN VISAYAS  
SCHOOLS DIVISION OF AKLAN

---

May 4, 2022

**DIVISION MEMORANDUM**

No. 212, s. 2022

**EXTENSION OF SUBMISSION DATE OF DATA ON  
CHILD PROTECTION COMMITTEES IN SCHOOL**

To: **OIC, Office of the Assistant Schools  
Division Superintendent  
Chief Education Supervisors  
Education Program Supervisors  
Public Schools District Supervisors  
Senior/Education Program Specialists  
Heads of Public/Private Elementary, Secondary  
and Integrated Schools  
All Others Concerned**

1. Please find attached Regional Memorandum No. 266, s. 2022 titled **Extension of Submission Date of Data on Child Protection Committees in Schools.**
2. Immediate dissemination of and compliance with this Memorandum are desired.

  
**MIGUEL MAC D. APOSIN EdD, CESO V**  
Schools Division Superintendent

Enclosures: None

Reference: As stated

To be indicated in the Perpetual Index under the following subjects:

POLICY

RFD



Poblacion, Numancia, Aklan

Tel/Fax No. (036) 265 3744 | (036) 2653737 | (036) 265 3738 | (036) 265 3740 | (036) 265 3741

Website: <http://www.depedaklan.org>

Email Address: [aklan.1958@deped.gov.ph](mailto:aklan.1958@deped.gov.ph)



Republic of the Philippines  
**Department of Education**  
REGION VI – WESTERN VISAYAS

APR 07 2022

**REGIONAL MEMORANDUM**

No. 264, s. 2022

**EXTENSION OF SUBMISSION DATE OF DATA ON CHILD PROTECTION  
COMMITTEES IN SCHOOLS**

To: Schools Division Superintendents  
All Others Concerned

1. Attached is a MEMORANDUM dated March 25, 2022 from the Office of Atty. Revsee A. Escobedo, Undersecretary for Field Operations, Palarong Pambansa, and DEACO regarding the Memorandum on the extension of Submission Date of Data on Child Protection Committees in Schools.
2. Immediate dissemination of this Memorandum is desired.

  
**RAMIR B. UYTICO EdD, CESO III**  
Regional Director

Reference: Memorandum dated March 25, 2022  
Incl: As stated  
To be indicated in the Perpetual Index  
under the following subjects:

TEACHERS                      DATA                      REQUEST                      COMMITTEE



Address: Duran Street, Iloilo City, 5000  
Telephone Nos: (033)509-7653; (033)336-2816  
Email Address: [region6@deped.gov.ph](mailto:region6@deped.gov.ph)  
Website: [region6.deped.gov.ph](http://region6.deped.gov.ph)

Document Name	Document No.	Date Created	Revision Number
Regional Memorandum	DepEd RO6-ESSD/RHNU-45	4/05/2022	1




Republic of the Philippines  
**Department of Education**  
OFFICE OF THE UNDERSECRETARY



**MEMORANDUM**

TO : **REGIONAL DIRECTORS**  
**BARMM, MINISTER OF BASIC, HIGHER & TECHNICAL**  
**EDUCATION**  
**SCHOOLS DIVISION SUPERINTENDENTS**  
**EDUCATION SUPPORT SERVICES DIVISION (ESSD) CHIEFS**  
**AND SCHOOLS GOVERNANCE AND OPERATIONS DIVISION**  
**(SGOD) CHIEFS**  
**SCHOOL HEADS AND PRINCIPALS OF ALL PUBLIC AND**  
**PRIVATE ELEMENTARY AND SECONDARY SCHOOLS**

FROM :   
**ATTY. REVSEE A. ESCOBEDO**  
*Undersecretary*  
Field Operations, Palarong Pambansa Secretariat, and DEACO

SUBJECT : **MEMORANDUM ON THE EXTENSION OF SUBMISSION DATE**  
**OF DATA ON CHILD PROTECTION COMMITTEES IN**  
**SCHOOLS**

DATE : March 25, 2022

With reference to the herein attached Memorandum, dated January 10, 2022, with the subject "Request for Data on Child Protection Committees in Schools," this Office releases this Memorandum in view of another extension of the deadline of the **accomplishment of the CPC Training Needs Survey** through the Google link: <https://tinyurl.com/CPCTrainingNeedsSurvey>.

In view of the low data turnout from **Data Submission Update (see Enclosure)** as of February 24, 2022, the deadline of the submission of the aforementioned data through the aforementioned Google link shall be extended to **May 31, 2022**.

Further, there is no need to submit the list of the focal persons for Education Support Services Division (ESSD), Schools Governance and Operations Division (SGOD), and child protection committees (CPCs) in a separate file. The aforementioned data are already incorporated in the survey form.

For your information and guidance.



**Republic of the Philippines**  
**Department of Education**  
**OFFICE OF THE UNDERSECRETARY**

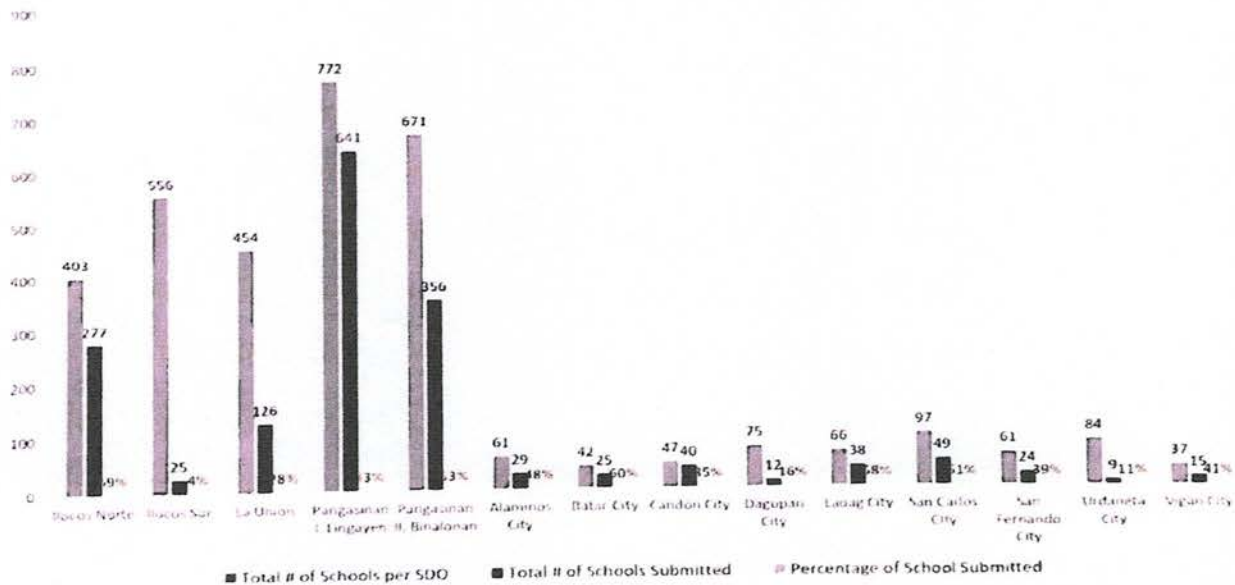
Enclosure:

**DATA SUBMISSION UPDATE (PER REGION WITH SUBMISSIONS FROM SDOs)**  
**As of February 24, 2022**

## REGION I

SDO	Total # of Schools per SDO	Total # of Schools Submitted	Percentage of School Submitted
Ilocos Norte	403	277	69%
Ilocos Sur	556	25	4%
La Union	454	126	28%
Pangasinan I, Lingayen	772	641	83%
Pangasinan II, Binalonan	671	356	53%
Alaminos City	61	29	48%
Batac City	42	25	60%
Candon City	47	40	85%
Dagupan City	75	12	16%
Laoag City	66	38	58%
San Carlos City	97	49	51%
San Fernando City	61	24	39%
Urdaneta City	84	9	11%
Vigan City	37	15	41%
<b>TOTAL</b>	<b>3426</b>	<b>1666</b>	<b>49%</b>

## REGION I



Department of Education, Central Office, Meralco Avenue, Pasig City (Bonifacio Building)  
 Email: [cpu@deped.gov.ph](mailto:cpu@deped.gov.ph)

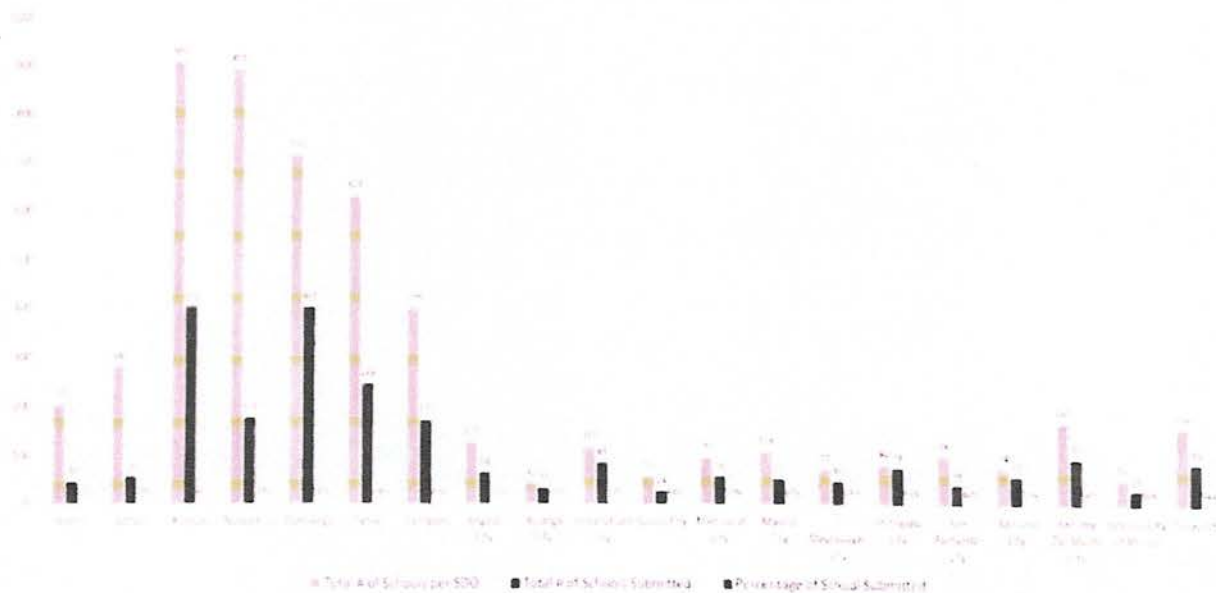


Republic of the Philippines  
**Department of Education**  
 OFFICE OF THE UNDERSECRETARY

## REGION III

SDO	Total # of Schools per SDO	Total # of Schools Submitted	Percentage of School Submitted
Aurora	203	44	22%
Bataan	280	54	19%
Bulacan	905	402	44%
Nueva Ecija	891	174	20%
Pampanga	713	401	56%
Tarlac	628	244	39%
Zambales	399	170	43%
Angeles City	125	64	51%
Balanga City	41	31	76%
Cabanatuan City	117	84	72%
Gapan City	54	24	44%
Mabalacat City	95	56	59%
Malolos City	108	51	47%
Meycauayan City	72	46	64%
Olongapo City	80	74	93%
San Fernando City	98	39	40%
San Jose City	74	57	77%
San Jose Del Monte City	167	93	56%
Science City of Muñoz	52	29	56%
Tarlac City	156	85	54%
<b>TOTAL</b>	<b>5258</b>	<b>2222</b>	<b>42%</b>

## REGION III



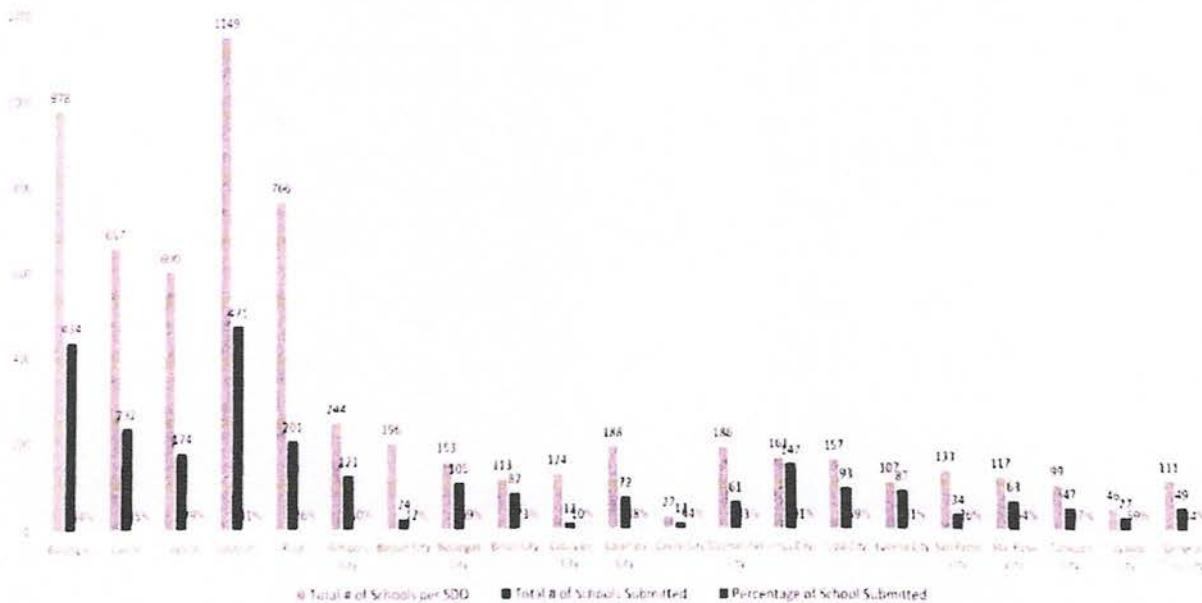


**Republic of the Philippines**  
**Department of Education**  
**OFFICE OF THE UNDERSECRETARY**

## REGION IV-A

SDO	Total # of Schools per SDO	Total # of Schools Submitted	Percentage of School Submitted
Batangas	978	434	44%
Cavite	657	232	35%
Laguna	600	174	29%
Quezon	1149	471	41%
Rizal	766	201	26%
Antipolo City	244	121	50%
Bacoor City	196	24	12%
Batangas City	153	105	69%
Biñan City	113	82	73%
Cabuyao City	124	12	10%
Calamba City	188	72	38%
Cavite City	27	12	44%
Dasmariñas City	186	61	33%
Imus City	161	147	91%
Lipa City	157	93	59%
Lucena City	107	87	81%
San Pablo City	133	34	26%
Sta. Rosa City	117	63	54%
Tanauan City	99	47	47%
Tayabas City	46	27	59%
General Trias City	111	49	44%
<b>TOTAL</b>	<b>6312</b>	<b>2548</b>	<b>40%</b>

## REGION IV-A



Department of Education, Central Office, Meralco Avenue, Pasig City (Bonifacio Building)  
 Email: [cpu@deped.gov.ph](mailto:cpu@deped.gov.ph)

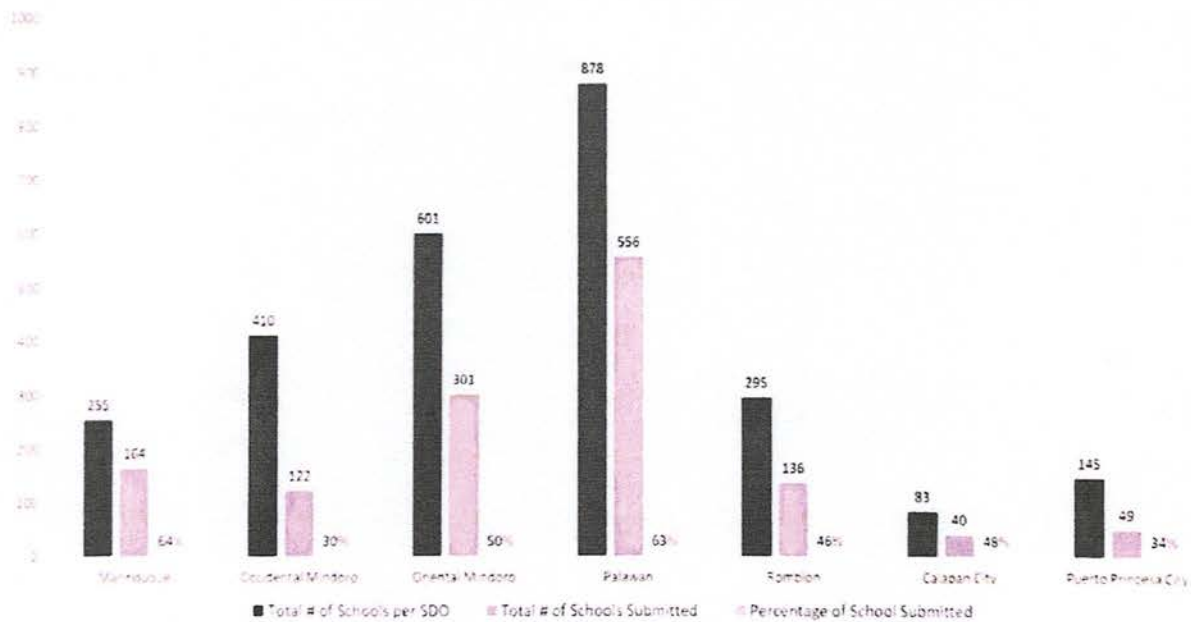


Republic of the Philippines  
**Department of Education**  
 OFFICE OF THE UNDERSECRETARY

## MIMAROPA

SDO	Total # of Schools per SDO	Total # of Schools Submitted	Percentage of School Submitted
Marinduque	255	164	64%
Occidental Mindoro	410	122	30%
Oriental Mindoro	601	301	50%
Palawan	878	556	63%
Romblon	295	136	46%
Calapan City	83	40	48%
Puerto Princesa City	145	49	34%
<b>TOTAL</b>	<b>2667</b>	<b>1368</b>	<b>51%</b>

## MIMAROPA



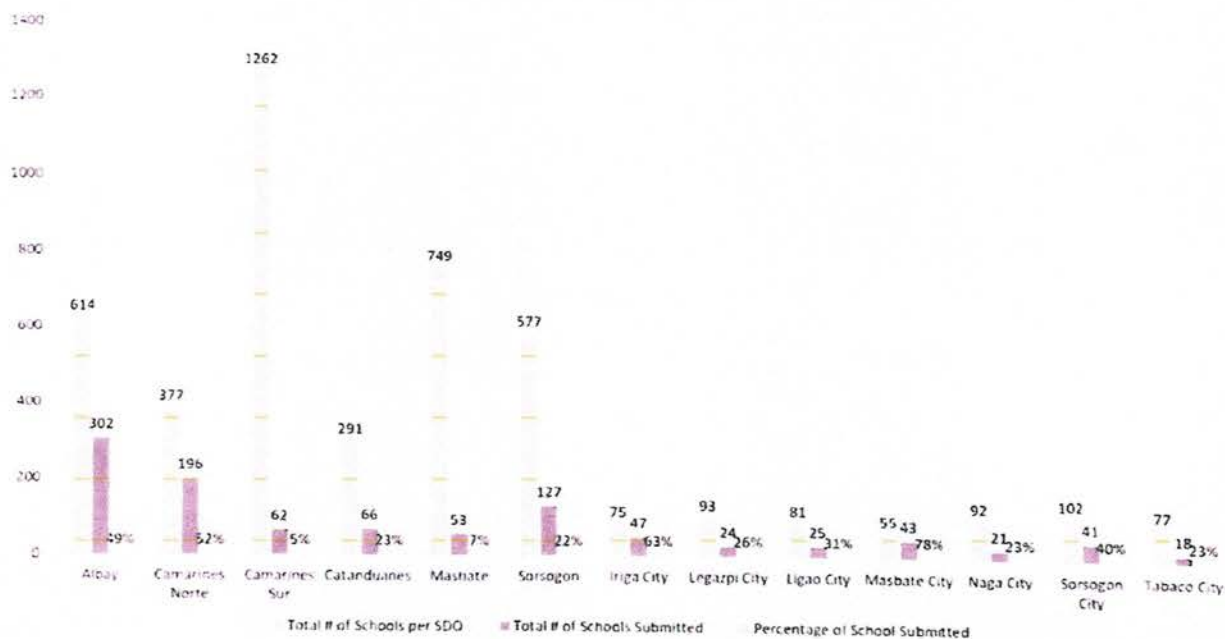


Republic of the Philippines  
**Department of Education**  
 OFFICE OF THE UNDERSECRETARY

## REGION V

SDO	Total # of Schools per SDO	Total # of Schools Submitted	Percentage of School Submitted
Albay	614	302	49%
Camarines Norte	377	196	52%
Camarines Sur	1262	62	5%
Catanduanes	291	66	23%
Masbate	749	53	7%
Sorsogon	577	127	22%
Iriga City	75	47	63%
Legazpi City	93	24	26%
Ligao City	81	25	31%
Masbate City	55	43	78%
Naga City	92	21	23%
Sorsogon City	102	41	40%
Tabaco City	77	18	23%
<b>TOTAL</b>	<b>4445</b>	<b>1025</b>	<b>23%</b>

## REGION V



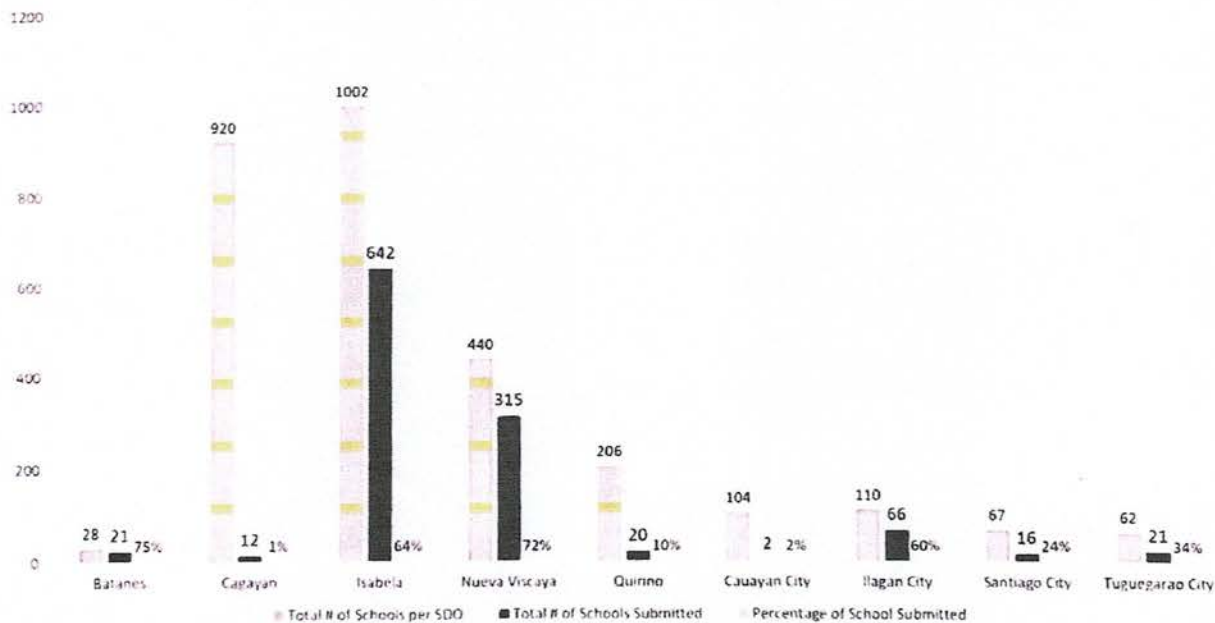


Republic of the Philippines  
**Department of Education**  
 OFFICE OF THE UNDERSECRETARY

## REGION II

SDO	Total # of Schools per SDO	Total # of Schools Submitted	Percentage of School Submitted
Batanes	28	21	75%
Cagayan	920	12	1%
Isabela	1002	642	64%
Nueva Viscaya	440	315	72%
Quirino	206	20	10%
Cauayan City	104	2	2%
Iligan City	110	66	60%
Santiago City	67	16	24%
Tuguegarao City	62	21	34%
<b>TOTAL</b>	<b>2939</b>	<b>1115</b>	<b>38%</b>

## REGION II



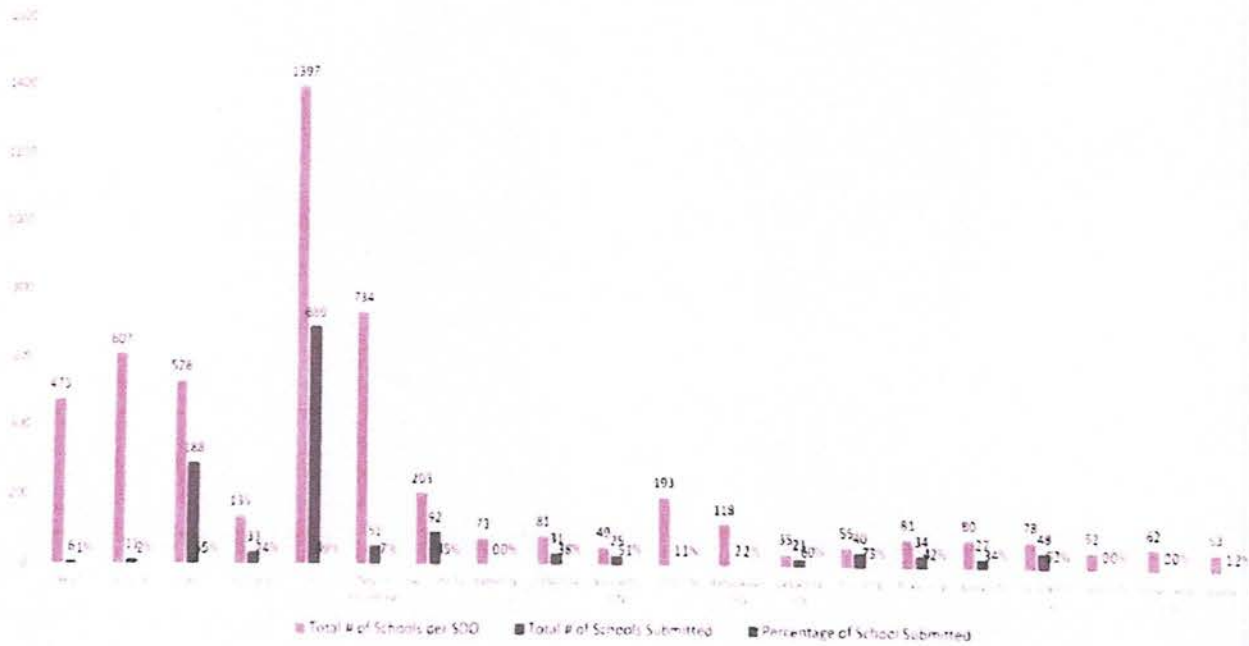


Republic of the Philippines  
**Department of Education**  
 OFFICE OF THE UNDERSECRETARY

## REGION VI

SDO	Total # of Schools per SDO	Total # of Schools Submitted	Percentage of School Submitted
Aklan	475	6	1%
Antique	607	11	2%
Capiz	528	288	55%
Guimaras	135	33	24%
Iloilo	1397	689	49%
Negros Occidental	734	51	7%
Bacolod City	203	92	45%
Bago City	73	0	0%
Cadiz City	81	31	38%
Escalante City	49	25	51%
Iloilo City	193	1	1%
Kabankalan City	118	2	2%
La Carlota City	35	21	60%
Passi City	55	40	73%
Roxas City	81	34	42%
Sagay City	80	27	34%
San Carlos City	78	48	62%
Silay City	52	0	0%
Himamaylan City	62	0	0%
Sipalay City	53	1	2%
<b>TOTAL</b>	<b>5089</b>	<b>1400</b>	<b>28%</b>

## REGION VI



Department of Education, Central Office, Meralco Avenue, Pasig City (Bonifacio Building)  
 Email: [cpu@deped.gov.ph](mailto:cpu@deped.gov.ph)

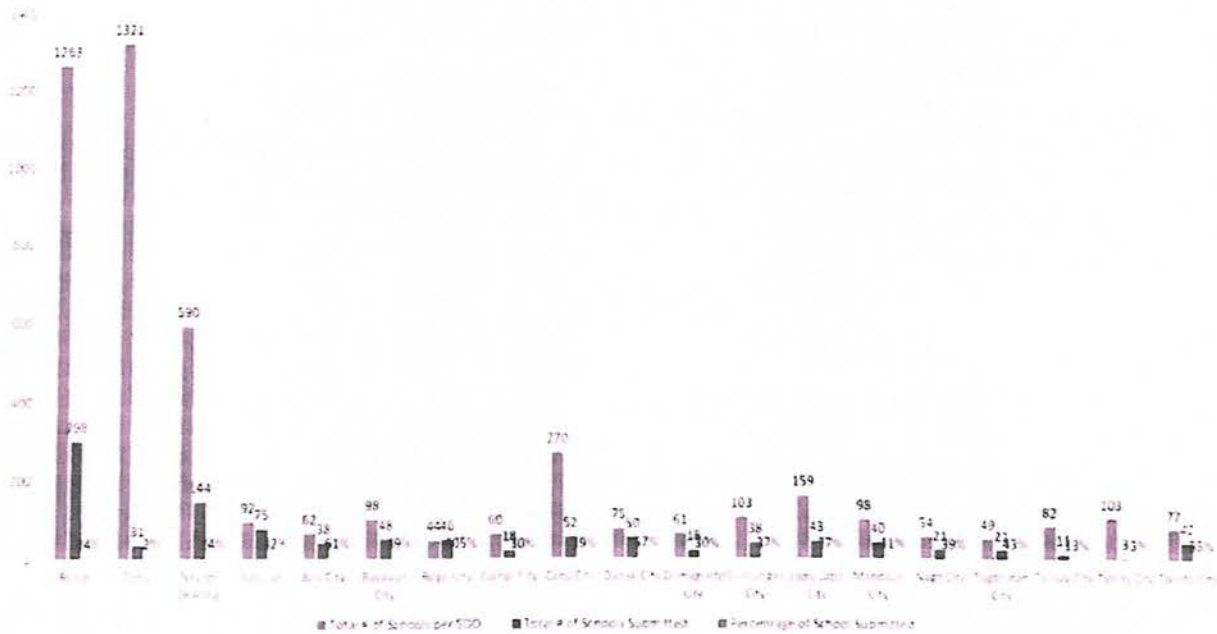


Republic of the Philippines  
**Department of Education**  
 OFFICE OF THE UNDERSECRETARY

## REGION VII

SDO	Total # of Schools per SDO	Total # of Schools Submitted	Percentage of School Submitted
Bohol	1263	298	24%
Cebu	1321	31	2%
Negros Oriental	590	144	24%
Siquijor	92	75	82%
Bais City	62	38	61%
Bayawan City	98	48	49%
Bogo City	44	46	105%
Carcar City	60	18	30%
Cebu City	270	52	19%
Danao City	75	50	67%
Dumaguete City	61	18	30%
Guihulngan City	103	38	37%
Lapu-Lapu City	159	43	27%
Mandaue City	98	40	41%
Naga City	54	21	39%
Tagbilaran City	49	21	43%
Talisay City	82	11	13%
Tanjay City	103	3	3%
Toledo City	77	42	55%
<b>TOTAL</b>	<b>4661</b>	<b>1037</b>	<b>22%</b>

## REGION VII



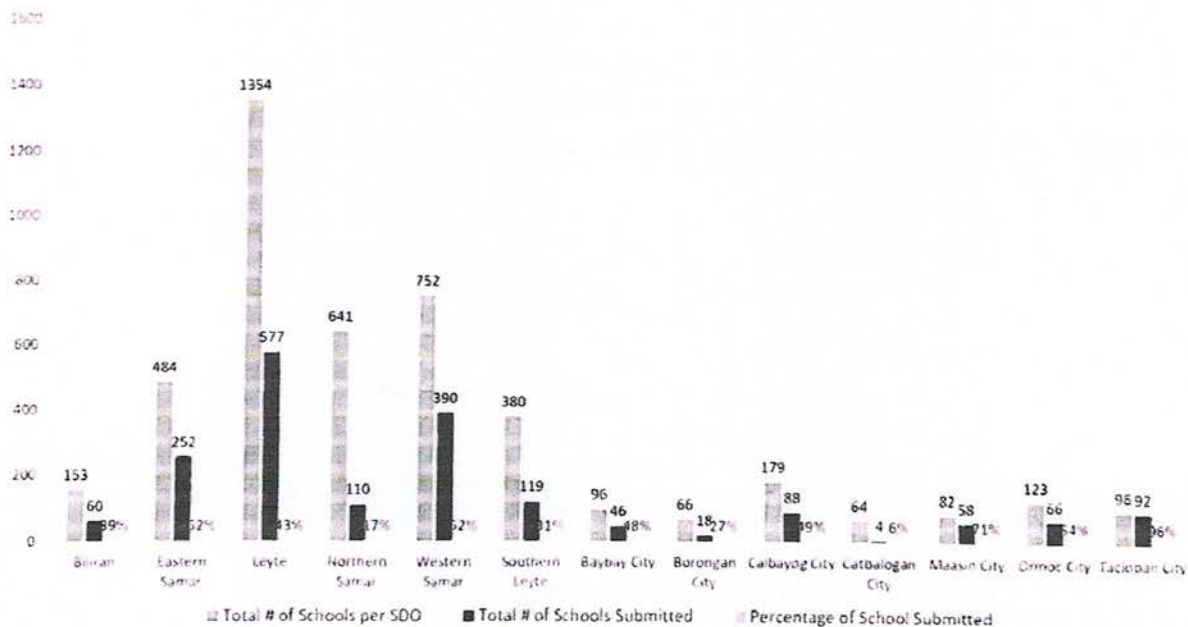


Republic of the Philippines  
**Department of Education**  
 OFFICE OF THE UNDERSECRETARY

## REGION VIII

SDO	Total # of Schools per SDO	Total # of Schools Submitted	Percentage of School Submitted
Biliran	153	60	39%
Eastern Samar	484	252	52%
Leyte	1354	577	43%
Northern Samar	641	110	17%
Western Samar	752	390	52%
Southern Leyte	380	119	31%
Baybay City	96	46	48%
Borongan City	66	18	27%
Calbayog City	179	88	49%
Catbalogan City	64	4	6%
Maasin City	82	58	71%
Ormoc City	123	66	54%
Tacloban City	96	92	96%
<b>TOTAL</b>	<b>4470</b>	<b>1880</b>	<b>42%</b>

## REGION VIII



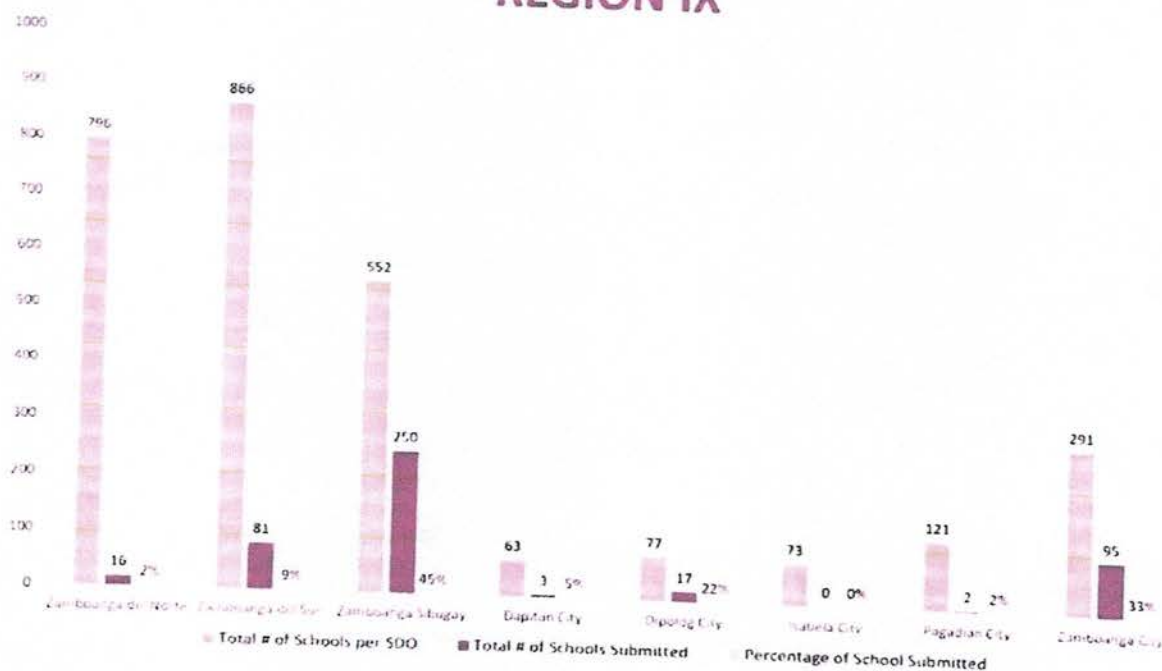


Republic of the Philippines  
**Department of Education**  
 OFFICE OF THE UNDERSECRETARY

## REGION IX

SDO	Total # of Schools per SDO	Total # of Schools Submitted	Percentage of School Submitted
Zamboanga del Norte	796	16	2%
Zamboanga del Sur	866	81	9%
Zamboanga Sibugay	552	250	45%
Dapitan City	63	3	5%
Dipolog City	77	17	22%
Isabela City	73	0	0%
Pagadian City	121	2	2%
Zamboanga City	291	95	33%
<b>TOTAL</b>	<b>2839</b>	<b>464</b>	<b>16%</b>

## REGION IX



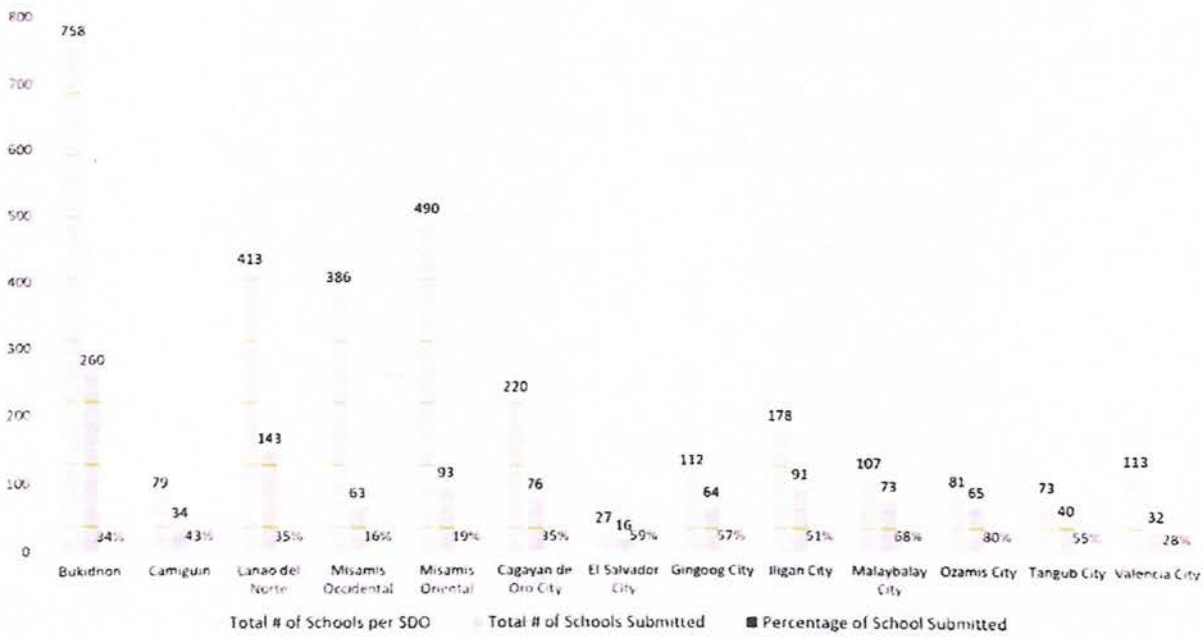


Republic of the Philippines  
**Department of Education**  
 OFFICE OF THE UNDERSECRETARY

REGION X

Bukidnon	758	260	34%
Camiguin	79	34	43%
Lanao del Norte	413	143	35%
Misamis Occidental	386	63	16%
Misamis Oriental	490	93	19%
Cagayan de Oro City	220	76	35%
El Salvador City	27	16	59%
Gingoog City	112	64	57%
Iligan City	178	91	51%
Malaybalay City	107	73	68%
Ozamis City	81	65	80%
Tangub City	73	40	55%
Valencia City	113	32	28%
<b>TOTAL</b>	<b>3037</b>	<b>1050</b>	<b>35%</b>

REGION X



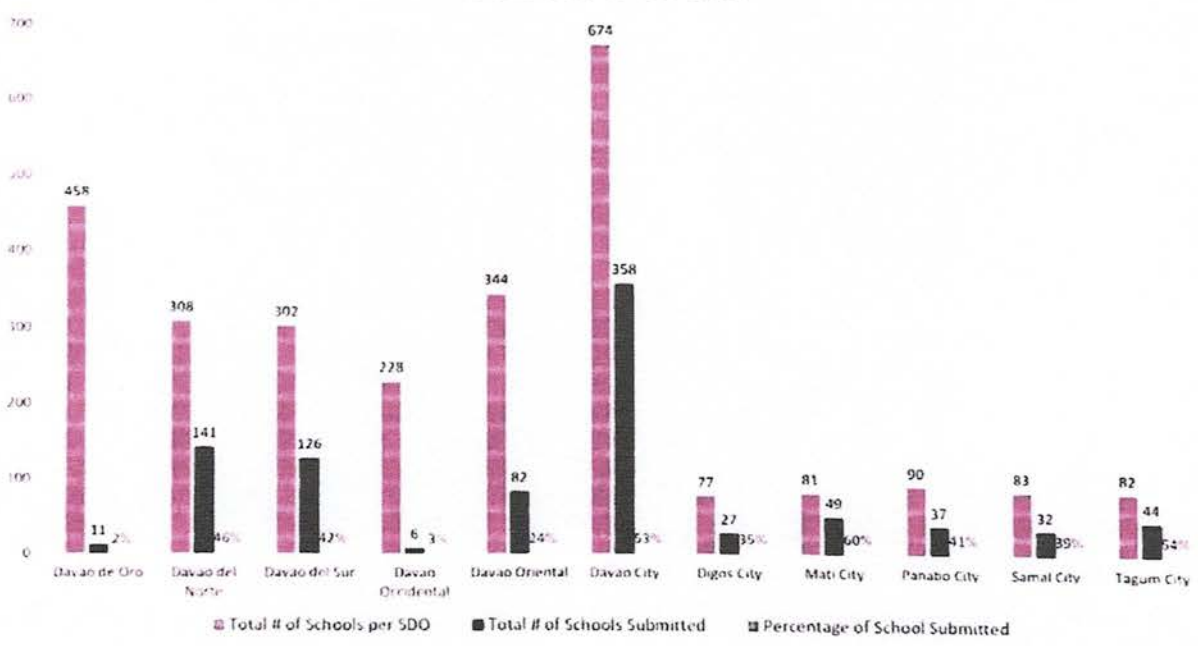


Republic of the Philippines  
**Department of Education**  
 OFFICE OF THE UNDERSECRETARY

## REGION XI

SDO	Total # of Schools per SDO	Total # of Schools Submitted	Percentage of School Submitted
Davao de Oro	458	11	2%
Davao del Norte	308	141	46%
Davao del Sur	302	126	42%
Davao Occidental	228	6	3%
Davao Oriental	344	82	24%
Davao City	674	358	53%
Digos City	77	27	35%
Mati City	81	49	60%
Panabo City	90	37	41%
Samal City	83	32	39%
Tagum City	82	44	54%
<b>TOTAL</b>	<b>2727</b>	<b>913</b>	<b>33%</b>

## REGION XI



Department of Education, Central Office, Meralco Avenue, Pasig City (Bonifacio Building)  
 Email: [cpu@deped.gov.ph](mailto:cpu@deped.gov.ph)

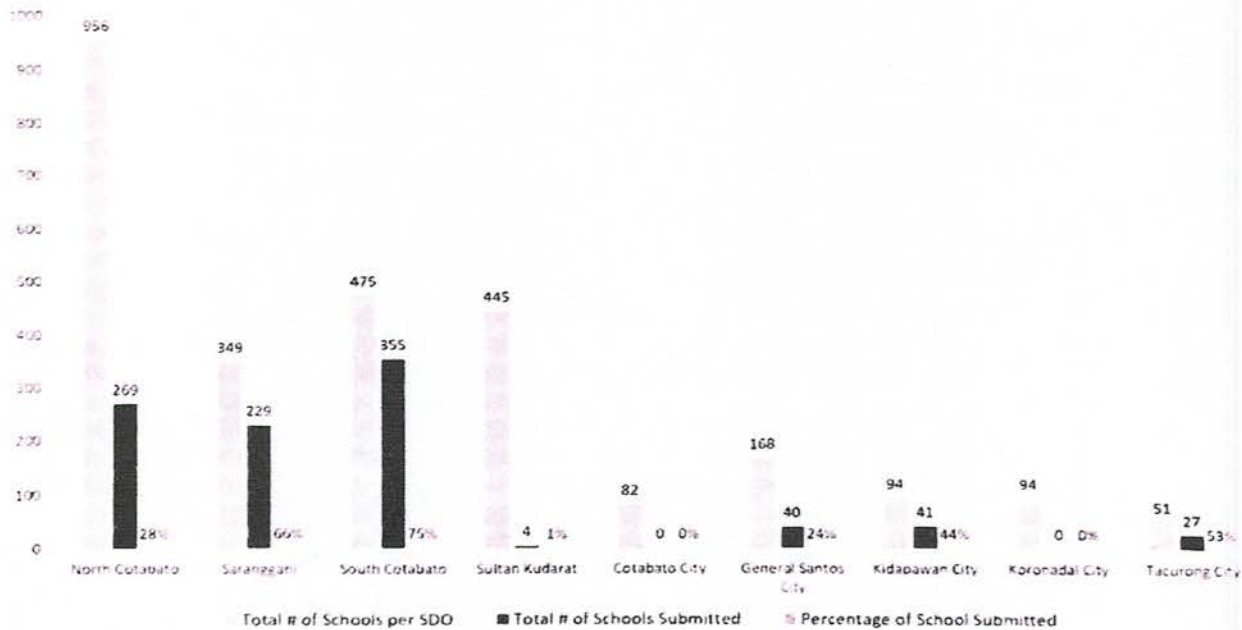


Republic of the Philippines  
**Department of Education**  
 OFFICE OF THE UNDERSECRETARY

## REGION XII

SDO	Total # of Schools per SDO	Total # of Schools Submitted	Percentage of School Submitted
North Cotabato	956	269	28%
Saranggani	349	229	66%
South Cotabato	475	355	75%
Sultan Kudarat	445	4	1%
Cotabato City	82	0	0%
General Santos City	168	40	24%
Kidapawan City	94	41	44%
Koronadal City	94	0	0%
Tacurong City	51	27	53%
<b>TOTAL</b>	<b>2714</b>	<b>965</b>	<b>36%</b>

## REGION XII



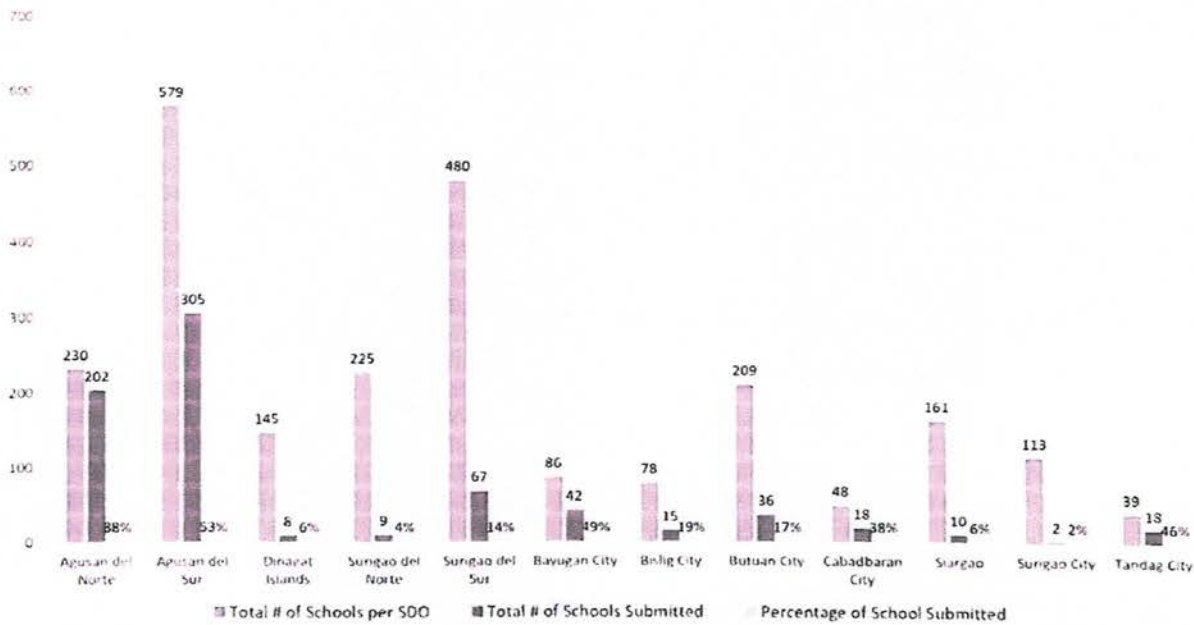


Republic of the Philippines  
**Department of Education**  
 OFFICE OF THE UNDERSECRETARY

## CARAGA

SDO	Total # of Schools per SDO	Total # of Schools Submitted	Percentage of School Submitted
Agusan del Norte	230	202	88%
Agusan del Sur	579	305	53%
Dinagat Islands	145	8	6%
Surigao del Norte	225	9	4%
Surigao del Sur	480	67	14%
Bayugan City	86	42	49%
Bislig City	78	15	19%
Butuan City	209	36	17%
Cabadbaran City	48	18	38%
Siargao	161	10	6%
Surigao City	113	2	2%
Tandag City	39	18	46%
<b>TOTAL</b>	<b>2393</b>	<b>732</b>	<b>31%</b>

## CARAGA



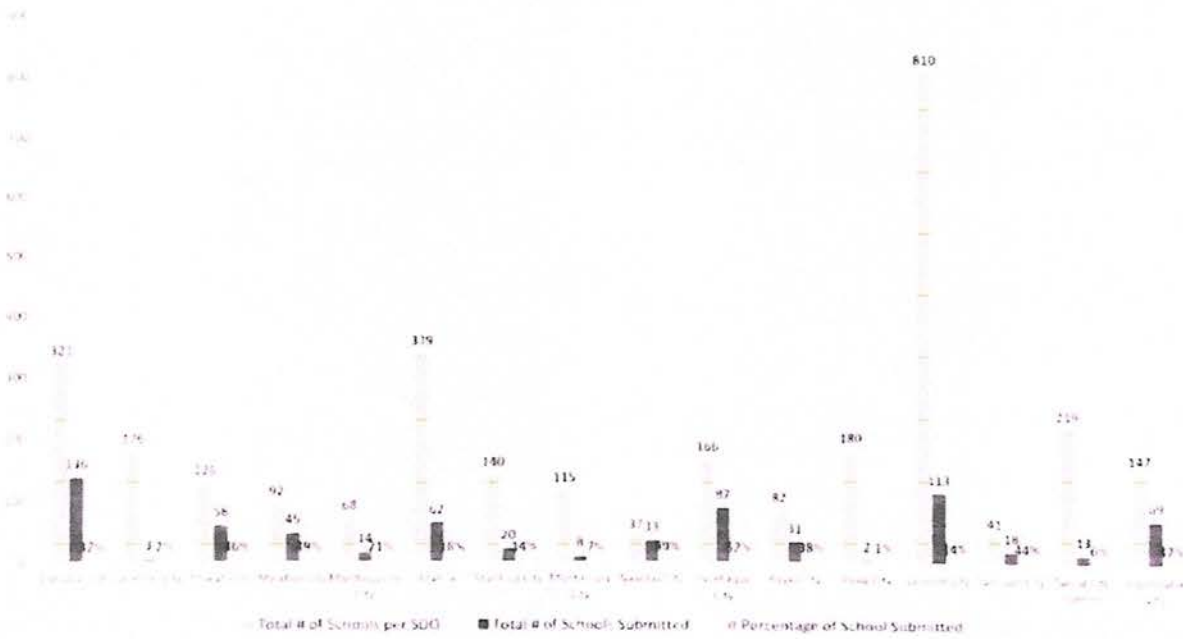


Republic of the Philippines  
**Department of Education**  
 OFFICE OF THE UNDERSECRETARY

## NCR

SDO	Total # of Schools per SDO	Total # of Schools Submitted	Percentage of School Submitted
Caloocan City	321	136	42%
Las Piñas City	176	3	2%
Makati City	126	58	46%
Malabon City	92	45	49%
Mandaluyong City	68	14	21%
Manila	339	62	18%
Marikina City	140	20	14%
Muntinlupa City	115	8	7%
Navotas City	37	33	89%
Parañaque City	166	87	52%
Pasay City	82	31	38%
Pasig City	180	2	1%
Quezon City	810	113	14%
San Juan City	41	18	44%
Taguig City-Pateros	219	13	6%
Valenzuela City	147	69	47%
<b>TOTAL</b>	<b>3059</b>	<b>712</b>	<b>23%</b>

## NCR



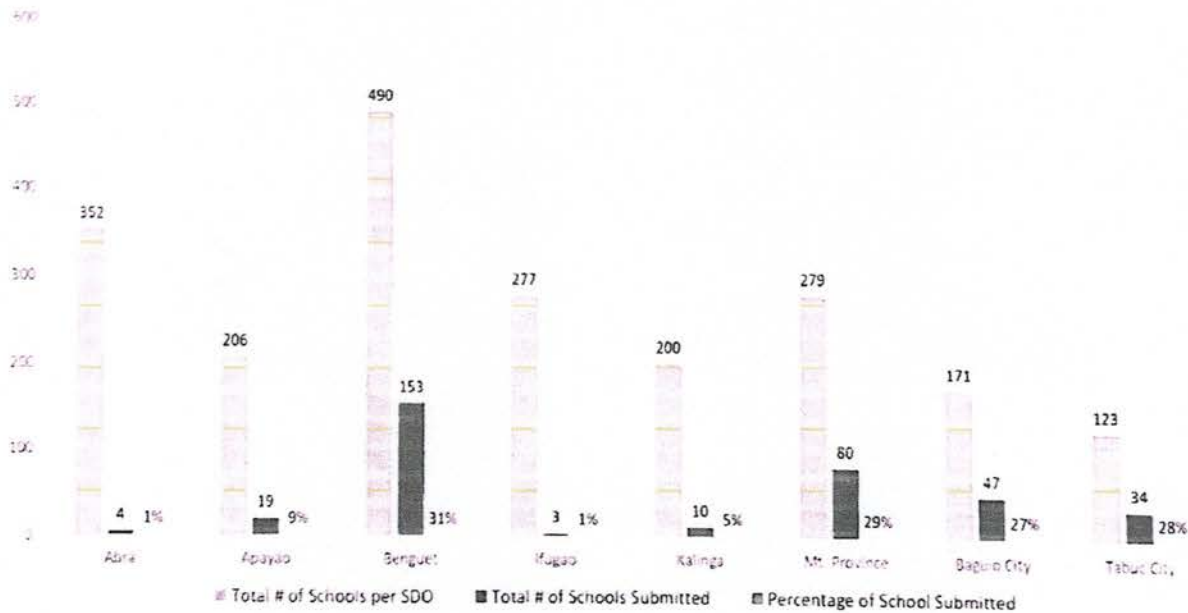


Republic of the Philippines  
**Department of Education**  
 OFFICE OF THE UNDERSECRETARY

## CAR

SDO	Total # of Schools per SDO	Total # of Schools Submitted	Percentage of School Submitted
Abra	352	4	1%
Apayao	206	19	9%
Benguet	490	153	31%
Ifugao	277	3	1%
Kalinga	200	10	5%
Mt. Province	279	80	29%
Baguio City	171	47	27%
Tabuc City	123	34	28%
<b>TOTAL</b>	<b>2098</b>	<b>350</b>	<b>17%</b>

## CAR



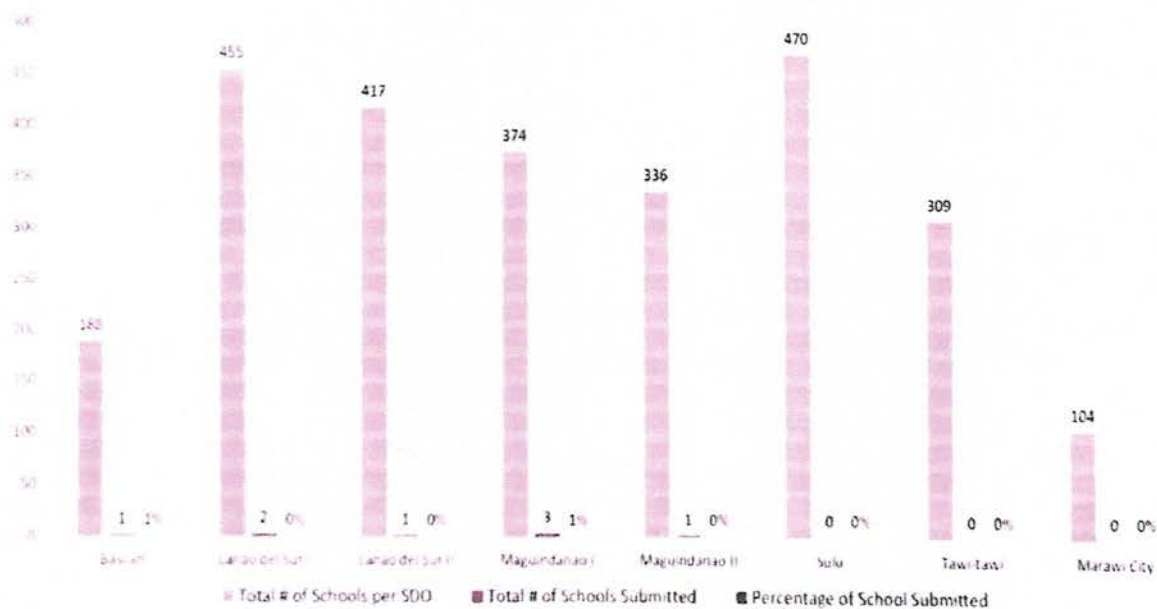


Republic of the Philippines  
**Department of Education**  
 OFFICE OF THE UNDERSECRETARY

## BARMM

SDO	Total # of Schools per SDO	Total # of Schools Submitted	Percentage of School Submitted
Basilan	188	1	1%
Lanao del Sur I	455	2	0%
Lanao del Sur II	417	1	0%
Maguindanao I	374	3	1%
Maguindanao II	336	1	0%
Sulu	470	0	0%
Tawi-tawi	309	0	0%
Marawi City	104	0	0%
<b>TOTAL</b>	<b>2653</b>	<b>8</b>	<b>0%</b>

## BARMM







Republic of the Philippines  
**Department of Education**  
**OFFICE OF THE UNDERSECRETARY**

---

**MEMORANDUM**

**TO :** REGIONAL OFFICES  
SCHOOLS DIVISION OFFICES  
ALL PUBLIC AND PRIVATE ELEMENTARY AND SECONDARY  
SCHOOLS

  
**FROM :** **ATTY. REVSEE A. ESCOBEDO**  
*Undersecretary*  
Field Operations, Palarong Pambansa Secretariat, and DEACO

  
**ATTY. SUZETTE T. GANNABAN-MEDINA**  
*OIC-Assistant Regional Director, MIMAROPA Region*  
*OIC-Head, Child Protection Unit*

**SUBJECT :** **REQUEST FOR DATA ON CHILD PROTECTION COMMITTEES  
IN SCHOOLS**

**DATE :** January 10, 2022

---

Pursuant to DepEd Order No. 003, s. 2021, otherwise known as the *Creation of the Child Protection Unit and the Child Rights in Education Desk in the Department of Education*, the Child Protection Unit (CPU), under the supervision of this Office,<sup>1</sup> was mandated to “serve as the lead office of the Department in planning, implementing, coordinating, monitoring, and evaluating programs, projects and activities, including intervention mechanisms, related to child protection at different governance levels of the Department.”<sup>2</sup>

Correspondingly, under DO No. 003, the Education Support Services Division at the Regional Level,<sup>3</sup> the Schools Governance and Operations Division at the Schools Division Office Level,<sup>4</sup> and the Child Protection Committees (CPCs) at the School Level<sup>5</sup> are the coordinating arms of the CPU for the planning, implementation, monitoring and evaluation, reporting, and coordination of child protection concerns.

---

<sup>1</sup> Paragraph 8, Enclosure to DepEd Order No. 003, s. 2021.

<sup>2</sup> Paragraph 12(b), *Ibid.*

<sup>3</sup> Paragraph 16, *Ibid.*

<sup>4</sup> Paragraph 17, *Ibid.*

<sup>5</sup> Paragraph 18, *Ibid.*



Republic of the Philippines  
**Department of Education**  
**OFFICE OF THE UNDERSECRETARY**

---

Further, in accordance with DepEd Order No. 40, s. 2012, or the “DepEd Child Protection Policy,” **all public and private elementary and secondary schools shall establish a CPC,**<sup>6</sup> which shall be composed of the following, *viz.*:

1. School Head/Administrator- Chairperson;
2. Guidance Counselor/Teacher- Vice Chairperson;
3. Representative of the Teachers as designated by the Faculty Club;
4. Representative of the Parents as designated by the Parents-Teachers Association;
5. Representative of pupils, students and learners as designated by the Supreme Student Council; and
6. Representative from the Community as designated by the *Punong Barangay*, preferably a member of the *Barangay Council for the Protection of Children (BCPC)*.

In view of the foregoing, may we request the **list of the focal persons for Education Support Services Division (ESSD), Schools Governance and Operations Division (SGOD), and the members of the Child Protection Committees in Schools and the accomplishment of the CPC Training Needs Survey (Enclosure)** through the Google link : <https://tinyurl.com/CPCTrainingNeedsSurvey>.

The requested information will be utilized by the CPU for the reinforcement of DO 40 s. 2012 in relation to the mandatory establishment of the CPCs in schools, as well as for the development of a monitoring tool to determine the functionality of the said CPCs.

Kindly submit the said survey form on or before **January 24, 2022**. Immediate dissemination of, and response to, this Memorandum are desired.

For your immediate compliance.

---

<sup>6</sup> Section 10, DepEd Order No. 40, s. 2012.



Republic of the Philippines  
**Department of Education**  
**OFFICE OF THE UNDERSECRETARY**

**Enclosure:**

**CPC TRAINING NEEDS SURVEY**

**I. Profile Information**

DIRECTION: Fill in all applicable white spaces.

<b>Region</b>			
<b>Division</b>			
<b>Name of School</b>			
	<b>Name</b>	<b>Contact Number</b>	<b>Email Address</b>
<b>Focal Person for Education Support Services Division (ESSD)</b>			
<b>Focal Person for Schools Governance and Operations Division (SGOD)</b>			
<b>School Head/Administrator - Chairperson</b>			
<b>Guidance Counselor/Teacher-Vice Chairperson</b>			
<b>Representative of the Teachers</b>			
<b>Representative of the Parents</b>			
<b>Representative of pupils, students and learners</b>			



**Republic of the Philippines**  
**Department of Education**  
**OFFICE OF THE UNDERSECRETARY**

<b>Representative from the Community</b>			
--	--	--	--

**II. Training Needs**

DIRECTION: Please indicate your training needs in the context of the establishment of your child protection committee (CPC) on a scale of 1- 5 (1- least preferred, 5- Most preferred)

**A. Training Topics**

Training Topic	1	2	3	4	5
<b>1. DepEd Policies and programs on Child Protection</b>					
a. The Child Protection Policy					
b. Implementing Rules and Regulations (IRR) of Republic Act No. 10627, otherwise known as the Anti-Bullying Act of 2013					
c. Guidelines on Children-at-Risk (CAR) and Children in Conflict with the Law (CICL)					
d. Protection of Children in Armed Conflict					
e. Guidelines on Child Online Protection: Child Safeguarding for Information and Communication Technology and Social Media					
<b>2. The Child Protection Committee</b>					
a. Composition					
b. Functions					
<b>3. Handling Child Protection Concerns</b>					
a. Bullying and Cyberbullying					
b. Child Sexual Abuse					
c. Child Online Protection Concerns					



**Republic of the Philippines**  
**Department of Education**  
**OFFICE OF THE UNDERSECRETARY**

d. Misinformation and Disinformation online					
e. Corporal Punishment					
f. Children at Risk					
g. Children in Conflict with the Law					
h. Child Labor					
i. Trafficking of Children					
j. Early Childhood Marriage					
k. Children with Special Needs (learning disabilities)					
l. Children with Disabilities (physical, etc)					
m. Children in Armed Conflict Situations					
n. Children in IP Communities					
o. Early Pregnancy and Children					
<b>4. Case Management</b>					
<b>5. Positive Discipline</b>					
<b>6. OTHER TOPICS:</b>					
<b>a.</b>					
<b>b.</b>					
<b>c.</b>					

**B. Skills Expectation**

<p>1. What skills have you developed relative to child protection concerns?            (Provide information of the modules, workshops, courses, professional experience that enable you to develop these skills.)            [E. g. interpersonal skills, communication skills]</p> <p>Cite "None" if there is none.</p>
--



Republic of the Philippines  
**Department of Education**  
**OFFICE OF THE UNDERSECRETARY**

---

2. What skills or training does your CPC need to develop and/or acquire to become a functional and effective CPC? List them down.