

**SUMMARY OF APPROPRIATIONS, ALLOTMENTS, OBLIGATIONS, DISBURSEMENTS AND BALANCES BY OBJECT OF EXPENDITURES**

**As at the Quarter Ending December 31, 2022**

**Department:** Department of Education (DepEd)  
**Agency/Entity:** Office of the Secretary  
**Operating Unit:** Division of Aklan  
**Organization Code (UACS) :** 07 001 0806001  
**Fund Cluster:** 01 Regular Agency Fund  
 (e.g. UACS Fund Cluster: 01-Regular Agency Fund, 02-Foreign Assisted Projects Fund, 03-Special Account-Locally Funded/Domestic Grants Fund, and 04-Special Account-Foreign Assisted/Foreign Grants Fund)

|   |                             |
|---|-----------------------------|
|   | Current Year Appropriations |
|   | Supplemental Appropriations |
| X | Continuing Appropriations   |

| Particulars                                    | UACS CODE  | Appropriations            |                                                              |                         | Allotments          |                                                        |             |                |                     | Obligations                 |                            |                             |                            |                  | Disbursements               |                            |                             |                            |                  | Balances                  |                        |                                    |                            |
|------------------------------------------------|------------|---------------------------|--------------------------------------------------------------|-------------------------|---------------------|--------------------------------------------------------|-------------|----------------|---------------------|-----------------------------|----------------------------|-----------------------------|----------------------------|------------------|-----------------------------|----------------------------|-----------------------------|----------------------------|------------------|---------------------------|------------------------|------------------------------------|----------------------------|
|                                                |            | Authorized Appropriations | Adjustments (Transfer To/From, Modifications/ Augmentations) | Adjusted Appropriations | Allotments Received | Adjustments (Reductions, Modifications/ Augmentations) | Transfer To | Transfer From  | Adjusted Allotments | 1st Quarter Ending March 31 | 2nd Quarter Ending June 30 | 3rd Quarter Ending Sept. 30 | 4th Quarter Ending Dec. 31 | TOTAL            | 1st Quarter Ending March 31 | 2nd Quarter Ending June 30 | 3rd Quarter Ending Sept. 30 | 4th Quarter Ending Dec. 31 | TOTAL            | Unreleased Appropriations | Unobligated Allotments | Unpaid Obligations (15-20)=(23+24) |                            |
|                                                |            |                           |                                                              |                         |                     |                                                        |             |                |                     |                             |                            |                             |                            |                  |                             |                            |                             |                            |                  |                           |                        | Due and Demandable                 | Not Yet Due and Demandable |
| 1                                              | 2          | 3                         | 4                                                            | 5=(3+4)                 | 6                   | 7                                                      | 8           | 9              | 10=[(6+(-)7)-8+9]   | 11                          | 12                         | 13                          | 14                         | 15=(11+12+13+14) | 16                          | 17                         | 18                          | 19                         | 20=(16+17+18+19) | 21=(5-10)                 | 22=(10-15)             | 23                                 | 24                         |
| SUMMARY                                        |            | 0.00                      | 38,256,328.56                                                | 38,256,328.56           | 16,707,225.56       | 0.00                                                   | 0.00        | 21,549,103.00  | 38,256,328.56       | 2,147,145.21                | 5,931,173.94               | 23,557,423.02               | 3,440,410.91               | 35,076,153.08    | 221,368.38                  | 2,317,727.01               | 26,791,885.28               | 5,131,939.87               | 34,462,920.54    | 0.00                      | 3,180,175.48           | 545,785.54                         | 67,447.00                  |
| I. CONTINUING APPROPRIATIONS                   |            | 0.00                      | 38,256,328.56                                                | 38,256,328.56           | 16,707,225.56       | 0.00                                                   | 0.00        | 21,549,103.00  | 38,256,328.56       | 2,147,145.21                | 5,931,173.94               | 23,557,423.02               | 3,440,410.91               | 35,076,153.08    | 221,368.38                  | 2,317,727.01               | 26,791,885.28               | 5,131,939.87               | 34,462,920.54    | 0.00                      | 3,180,175.48           | 545,785.54                         | 67,447.00                  |
| I. Agency Specific Budget                      |            | 0.00                      | 38,256,328.56                                                | 38,256,328.56           | 16,707,225.56       | 0.00                                                   | 0.00        | 21,549,103.00  | 38,256,328.56       | 2,147,145.21                | 5,931,173.94               | 23,557,423.02               | 3,440,410.91               | 35,076,153.08    | 221,368.38                  | 2,317,727.01               | 26,791,885.28               | 5,131,939.87               | 34,462,920.54    | 0.00                      | 3,180,175.48           | 545,785.54                         | 67,447.00                  |
| Maintenance and Other Operating Expenses       |            | 0.00                      | 36,818,274.62                                                | 36,818,274.62           | 15,694,191.62       | 0.00                                                   | 0.00        | 21,124,083.00  | 36,818,274.62       | 2,147,145.21                | 5,915,284.94               | 22,624,870.02               | 3,372,963.91               | 34,060,264.08    | 221,368.38                  | 2,317,727.01               | 26,791,885.28               | 4,246,014.52               | 33,576,995.19    | 0.00                      | 2,758,010.54           | 483,268.89                         | 0.00                       |
| Traveling Expenses                             | 5020100000 | 0.00                      | 330,046.79                                                   | 330,046.79              | 400,169.13          | (74,922.34)                                            | 0.00        | 4,800.00       | 330,046.79          | 20,326.00                   | 139,991.18                 | 61,624.75                   | 105,584.86                 | 327,526.79       | 14,320.00                   | 85,748.68                  | 121,873.25                  | 105,584.86                 | 327,526.79       | 0.00                      | 2,520.00               | 0.00                               | 0.00                       |
| Traveling Expenses - Local                     | 5020101000 | 0.00                      | 330,046.79                                                   | 330,046.79              | 400,169.13          | (74,922.34)                                            | 0.00        | 4,800.00       | 330,046.79          | 20,326.00                   | 139,991.18                 | 61,624.75                   | 105,584.86                 | 327,526.79       | 14,320.00                   | 85,748.68                  | 121,873.25                  | 105,584.86                 | 327,526.79       | 0.00                      | 2,520.00               | 0.00                               | 0.00                       |
| Training and Scholarship Expenses              | 5020200000 | 0.00                      | 3,588,603.31                                                 | 3,588,603.31            | 2,577,615.61        | 2,562,999.70                                           | 0.00        | (1,552,012.00) | 3,588,603.31        | 992,266.90                  | 2,009,666.00               | 212,234.62                  | 368,871.63                 | 3,583,039.15     | 14,000.00                   | 1,381,535.90               | 1,211,404.62                | 659,892.23                 | 3,266,832.75     | 0.00                      | 5,564.16               | 316,206.40                         | 0.00                       |
| Training Expenses                              | 5020201000 | 0.00                      | 3,588,603.31                                                 | 3,588,603.31            | 2,577,615.61        | 2,562,999.70                                           | 0.00        | (1,552,012.00) | 3,588,603.31        | 992,266.90                  | 2,009,666.00               | 212,234.62                  | 368,871.63                 | 3,583,039.15     | 14,000.00                   | 1,381,535.90               | 1,211,404.62                | 659,892.23                 | 3,266,832.75     | 0.00                      | 5,564.16               | 316,206.40                         | 0.00                       |
| Training Expenses                              | 5020201002 | 0.00                      | 3,588,603.31                                                 | 3,588,603.31            | 2,577,615.61        | 2,562,999.70                                           | 0.00        | (1,552,012.00) | 3,588,603.31        | 992,266.90                  | 2,009,666.00               | 212,234.62                  | 368,871.63                 | 3,583,039.15     | 14,000.00                   | 1,381,535.90               | 1,211,404.62                | 659,892.23                 | 3,266,832.75     | 0.00                      | 5,564.16               | 316,206.40                         | 0.00                       |
| Supplies and Materials Expenses                | 5020300000 | 0.00                      | 28,386,409.11                                                | 28,386,409.11           | 2,850,973.66        | 4,603,590.45                                           | 0.00        | 20,931,845.00  | 28,386,409.11       | 234,818.20                  | 3,231,245.26               | 20,836,261.65               | 2,218,739.00               | 26,521,064.11    | 37,168.70                   | 244,557.50                 | 23,838,573.41               | 2,266,507.50               | 26,386,807.11    | 0.00                      | 1,865,345.00           | 134,257.00                         | 0.00                       |
| Office Supplies Expenses                       | 5020301000 | 0.00                      | 130,278.00                                                   | 130,278.00              | 361,563.22          | (231,285.22)                                           | 0.00        | 0.00           | 130,278.00          | 3,456.70                    | 117,063.30                 | 0.00                        | 9,758.00                   | 130,278.00       | 3,456.70                    | (3,456.70)                 | 108,468.00                  | 9,758.00                   | 118,226.00       | 0.00                      | 0.00                   | 12,052.00                          | 0.00                       |
| ICT Office Supplies                            | 5020301001 | 0.00                      | 120,520.00                                                   | 120,520.00              | 36,166.25           | 84,353.75                                              | 0.00        | 0.00           | 120,520.00          | 0.00                        | 120,520.00                 | 0.00                        | 0.00                       | 120,520.00       | 0.00                        | 0.00                       | 108,468.00                  | 0.00                       | 108,468.00       | 0.00                      | 0.00                   | 12,052.00                          | 0.00                       |
| Office Supplies Expenses                       | 5020301002 | 0.00                      | 9,758.00                                                     | 9,758.00                | 325,396.97          | (315,638.97)                                           | 0.00        | 0.00           | 9,758.00            | 3,456.70                    | (3,456.70)                 | 0.00                        | 9,758.00                   | 9,758.00         | 3,456.70                    | (3,456.70)                 | 0.00                        | 9,758.00                   | 9,758.00         | 0.00                      | 0.00                   | 0.00                               | 0.00                       |
| Accountable Forms Expenses                     | 5020302000 | 0.00                      | 0.00                                                         | 0.00                    | 14,200.00           | (14,200.00)                                            | 0.00        | 0.00           | 0.00                | 0.00                        | 0.00                       | 0.00                        | 0.00                       | 0.00             | 0.00                        | 0.00                       | 0.00                        | 0.00                       | 0.00             | 0.00                      | 0.00                   | 0.00                               | 0.00                       |
| Fuel, Oil and Lubricants Expenses              | 5020309000 | 0.00                      | 3,456.70                                                     | 3,456.70                | 0.00                | 3,456.70                                               | 0.00        | 0.00           | 3,456.70            | 0.00                        | 3,456.70                   | 0.00                        | 0.00                       | 3,456.70         | 0.00                        | 3,456.70                   | 0.00                        | 0.00                       | 3,456.70         | 0.00                      | 0.00                   | 0.00                               | 0.00                       |
| Textbooks and Instructional Materials Expenses | 5020311000 | 0.00                      | 22,480,576.00                                                | 22,480,576.00           | 2,345,970.06        | 1,068,105.94                                           | 0.00        | 19,066,500.00  | 22,480,576.00       | 0.00                        | 0.00                       | 20,448,610.00               | 2,031,966.00               | 22,480,576.00    | 0.00                        | 0.00                       | 20,448,610.00               | 2,031,966.00               | 22,480,576.00    | 0.00                      | 0.00                   | 0.00                               | 0.00                       |
| Textbooks and Instructional Materials          | 5020311001 | 0.00                      | 2,031,966.00                                                 | 2,031,966.00            | 963,860.06          | 1,068,105.94                                           | 0.00        | 0.00           | 2,031,966.00        | 0.00                        | 0.00                       | 0.00                        | 2,031,966.00               | 2,031,966.00     | 0.00                        | 0.00                       | 0.00                        | 2,031,966.00               | 2,031,966.00     | 0.00                      | 0.00                   | 0.00                               | 0.00                       |
| Chalk Allowance                                | 5020311002 | 0.00                      | 20,448,610.00                                                | 20,448,610.00           | 1,382,110.00        | 0.00                                                   | 0.00        | 19,066,500.00  | 20,448,610.00       | 0.00                        | 0.00                       | 20,448,610.00               | 0.00                       | 20,448,610.00    | 0.00                        | 0.00                       | 20,448,610.00               | 0.00                       | 20,448,610.00    | 0.00                      | 0.00                   | 0.00                               | 0.00                       |
| Semi-Expendable Machinery and Equipment        | 5020321000 | 0.00                      | 2,232,334.00                                                 | 2,232,334.00            | 0.00                | 366,989.00                                             | 0.00        | 1,865,345.00   | 2,232,334.00        | 0.00                        | 324,000.00                 | 42,989.00                   | 0.00                       | 366,989.00       | 0.00                        | 0.00                       | 324,000.00                  | 42,989.00                  | 366,989.00       | 0.00                      | 1,865,345.00           | 0.00                               | 0.00                       |
| Information and Communications Technology      | 5020321003 | 0.00                      | 324,000.00                                                   | 324,000.00              | 0.00                | 324,000.00                                             | 0.00        | 0.00           | 324,000.00          | 0.00                        | 324,000.00                 | 0.00                        | 0.00                       | 324,000.00       | 0.00                        | 0.00                       | 324,000.00                  | 0.00                       | 324,000.00       | 0.00                      | 0.00                   | 0.00                               | 0.00                       |
| Printing Equipment                             | 5020321011 | 0.00                      | 42,989.00                                                    | 42,989.00               | 0.00                | 42,989.00                                              | 0.00        | 0.00           | 42,989.00           | 0.00                        | 0.00                       | 42,989.00                   | 0.00                       | 42,989.00        | 0.00                        | 0.00                       | 0.00                        | 42,989.00                  | 42,989.00        | 0.00                      | 0.00                   | 0.00                               | 0.00                       |
| Technical and Scientific Equipment             | 5020321013 | 0.00                      | 1,865,345.00                                                 | 1,865,345.00            | 0.00                | 0.00                                                   | 0.00        | 1,865,345.00   | 1,865,345.00        | 0.00                        | 0.00                       | 0.00                        | 0.00                       | 0.00             | 0.00                        | 0.00                       | 0.00                        | 0.00                       | 0.00             | 0.00                      | 1,865,345.00           | 0.00                               | 0.00                       |
| Semi-Expendable Furniture, Fixtures and Books  | 5020322000 | 0.00                      | 227,860.00                                                   | 227,860.00              | 0.00                | 227,860.00                                             | 0.00        | 0.00           | 227,860.00          | 0.00                        | 0.00                       | 227,860.00                  | 0.00                       | 227,860.00       | 0.00                        | 0.00                       | 227,860.00                  | 0.00                       | 227,860.00       | 0.00                      | 0.00                   | 0.00                               | 0.00                       |
| Furniture and Fixtures                         | 5020322001 | 0.00                      | 227,860.00                                                   | 227,860.00              | 0.00                | 227,860.00                                             | 0.00        | 0.00           | 227,860.00          | 0.00                        | 0.00                       | 227,860.00                  | 0.00                       | 227,860.00       | 0.00                        | 0.00                       | 227,860.00                  | 0.00                       | 227,860.00       | 0.00                      | 0.00                   | 0.00                               | 0.00                       |
| Other Supplies and Materials Expenses          | 5020399000 | 0.00                      | 3,311,904.41                                                 | 3,311,904.41            | 129,240.38          | 3,182,664.03                                           | 0.00        | 0.00           | 3,311,904.41        | 231,361.50                  | 2,786,725.26               | 116,802.65                  | 177,015.00                 | 3,311,904.41     | 33,712.00                   | 244,557.50                 | 2,729,635.41                | 181,794.50                 | 3,189,699.41     | 0.00                      | 0.00                   | 122,205.00                         | 0.00                       |
| Utility Expenses                               | 5020400000 | 0.00                      | 15,655.05                                                    | 15,655.05               | 248,099.83          | (232,444.78)                                           | 0.00        | 0.00           | 15,655.05           | 14,453.05                   | 0.00                       | 0.00                        | 1,202.00                   | 15,655.05        | 14,453.05                   | 0.00                       | 0.00                        | 1,202.00                   | 15,655.05        | 0.00                      | 0.00                   | 0.00                               | 0.00                       |
| Water Expenses                                 | 5020401000 | 0.00                      | 2,278.35                                                     | 2,278.35                | 206,913.49          | (204,635.14)                                           | 0.00        | 0.00           | 2,278.35            | 1,076.35                    | 0.00                       | 0.00                        | 1,202.00                   | 2,278.35         | 1,076.35                    | 0.00                       | 0.00                        | 1,202.00                   | 2,278.35         | 0.00                      | 0.00                   | 0.00                               | 0.00                       |

**Department:** Department of Education (DepEd)  
**Agency/Entity:** Office of the Secretary  
**Operating Unit:** Division of Aklan  
**Organization Code (UACS) :** 07 001 0806001  
**Fund Cluster:** 01 Regular Agency Fund  
 (e.g. UACS Fund Cluster: 01-Regular Agency Fund, 02-Foreign Assisted Projects Fund, 03-Special Account-Locally Funded/Domestic Grants Fund, and 04-Special Account-Foreign Assisted/Foreign Grants Fund)

|   |                             |
|---|-----------------------------|
|   | Current Year Appropriations |
|   | Supplemental Appropriations |
| X | Continuing Appropriations   |

| Particulars                                    | UACS CODE  | Appropriations            |                                                             |                         | Allotments          |                                                       |             |               |                     | Obligations                 |                            |                             |                            |                  | Disbursements               |                            |                             |                            |                  | Balances                  |                        |                                    |                            |
|------------------------------------------------|------------|---------------------------|-------------------------------------------------------------|-------------------------|---------------------|-------------------------------------------------------|-------------|---------------|---------------------|-----------------------------|----------------------------|-----------------------------|----------------------------|------------------|-----------------------------|----------------------------|-----------------------------|----------------------------|------------------|---------------------------|------------------------|------------------------------------|----------------------------|
|                                                |            | Authorized Appropriations | Adjustments (Transfer To/From, Modifications/Augmentations) | Adjusted Appropriations | Allotments Received | Adjustments (Reductions, Modifications/Augmentations) | Transfer To | Transfer From | Adjusted Allotments | 1st Quarter Ending March 31 | 2nd Quarter Ending June 30 | 3rd Quarter Ending Sept. 30 | 4th Quarter Ending Dec. 31 | TOTAL            | 1st Quarter Ending March 31 | 2nd Quarter Ending June 30 | 3rd Quarter Ending Sept. 30 | 4th Quarter Ending Dec. 31 | TOTAL            | Unreleased Appropriations | Unobligated Allotments | Unpaid Obligations (15-20)=(23+24) |                            |
|                                                |            |                           |                                                             |                         |                     |                                                       |             |               |                     |                             |                            |                             |                            |                  |                             |                            |                             |                            |                  |                           |                        | Due and Demandable                 | Not Yet Due and Demandable |
| 1                                              | 2          | 3                         | 4                                                           | 5=(3+4)                 | 6                   | 7                                                     | 8           | 9             | 10=[(6+(-)7)-8+9]   | 11                          | 12                         | 13                          | 14                         | 15=(11+12+13+14) | 16                          | 17                         | 18                          | 19                         | 20=(16+17+18+19) | 21=(5-10)                 | 22=(10-15)             | 23                                 | 24                         |
| Electricity Expenses                           | 5020402000 | 0.00                      | 13,376.70                                                   | 13,376.70               | 41,186.34           | (27,809.64)                                           | 0.00        | 0.00          | 13,376.70           | 13,376.70                   | 0.00                       | 0.00                        | 0.00                       | 13,376.70        | 13,376.70                   | 0.00                       | 0.00                        | 0.00                       | 13,376.70        | 0.00                      | 0.00                   | 0.00                               | 0.00                       |
| Communication Expenses                         | 5020500000 | 0.00                      | 35,164.20                                                   | 35,164.20               | 112,646.64          | (77,482.44)                                           | 0.00        | 0.00          | 35,164.20           | 9,364.20                    | 0.00                       | 25,800.00                   | 0.00                       | 35,164.20        | 9,364.20                    | 0.00                       | 300.00                      | 25,500.00                  | 35,164.20        | 0.00                      | 0.00                   | 0.00                               | 0.00                       |
| Postage and Courier Services                   | 5020501000 | 0.00                      | 1,369.20                                                    | 1,369.20                | 2,031.76            | (662.56)                                              | 0.00        | 0.00          | 1,369.20            | 1,369.20                    | 0.00                       | 0.00                        | 0.00                       | 1,369.20         | 1,369.20                    | 0.00                       | 0.00                        | 0.00                       | 1,369.20         | 0.00                      | 0.00                   | 0.00                               | 0.00                       |
| Telephone Expenses                             | 5020502000 | 0.00                      | 25,800.00                                                   | 25,800.00               | 46,614.88           | (20,814.88)                                           | 0.00        | 0.00          | 25,800.00           | 0.00                        | 0.00                       | 25,800.00                   | 0.00                       | 25,800.00        | 0.00                        | 0.00                       | 300.00                      | 25,500.00                  | 25,800.00        | 0.00                      | 0.00                   | 0.00                               | 0.00                       |
| Mobile                                         | 5020502001 | 0.00                      | 25,800.00                                                   | 25,800.00               | 0.00                | 25,800.00                                             | 0.00        | 0.00          | 25,800.00           | 0.00                        | 0.00                       | 25,800.00                   | 0.00                       | 25,800.00        | 0.00                        | 0.00                       | 300.00                      | 25,500.00                  | 25,800.00        | 0.00                      | 0.00                   | 0.00                               | 0.00                       |
| Landline                                       | 5020502002 | 0.00                      | 0.00                                                        | 0.00                    | 46,614.88           | (46,614.88)                                           | 0.00        | 0.00          | 0.00                | 0.00                        | 0.00                       | 0.00                        | 0.00                       | 0.00             | 0.00                        | 0.00                       | 0.00                        | 0.00                       | 0.00             | 0.00                      | 0.00                   | 0.00                               | 0.00                       |
| Internet Subscription Expenses                 | 5020503000 | 0.00                      | 7,995.00                                                    | 7,995.00                | 51,000.00           | (43,005.00)                                           | 0.00        | 0.00          | 7,995.00            | 7,995.00                    | 0.00                       | 0.00                        | 0.00                       | 7,995.00         | 7,995.00                    | 0.00                       | 0.00                        | 0.00                       | 7,995.00         | 0.00                      | 0.00                   | 0.00                               | 0.00                       |
| Cable, Satellite, Telegraph and Radio Expenses | 5020504000 | 0.00                      | 0.00                                                        | 0.00                    | 13,000.00           | (13,000.00)                                           | 0.00        | 0.00          | 0.00                | 0.00                        | 0.00                       | 0.00                        | 0.00                       | 0.00             | 0.00                        | 0.00                       | 0.00                        | 0.00                       | 0.00             | 0.00                      | 0.00                   | 0.00                               | 0.00                       |
| Survey, Research, Exploration and Development  | 5020700000 | 0.00                      | 3,527.43                                                    | 3,527.43                | 3,184.00            | 343.43                                                | 0.00        | 0.00          | 3,527.43            | 3,527.43                    | 0.00                       | 0.00                        | 0.00                       | 3,527.43         | 3,527.43                    | 0.00                       | 0.00                        | 0.00                       | 3,527.43         | 0.00                      | 0.00                   | 0.00                               | 0.00                       |
| Survey Expenses                                | 5020701000 | 0.00                      | 3,527.43                                                    | 3,527.43                | 3,184.00            | 343.43                                                | 0.00        | 0.00          | 3,527.43            | 3,527.43                    | 0.00                       | 0.00                        | 0.00                       | 3,527.43         | 3,527.43                    | 0.00                       | 0.00                        | 0.00                       | 3,527.43         | 0.00                      | 0.00                   | 0.00                               | 0.00                       |
| Professional Services                          | 5021100000 | 0.00                      | 73,600.00                                                   | 73,600.00               | 110,046.00          | (36,446.00)                                           | 0.00        | 0.00          | 73,600.00           | 0.00                        | 73,600.00                  | 0.00                        | 0.00                       | 73,600.00        | 0.00                        | 65,000.00                  | 0.00                        | 0.00                       | 65,000.00        | 0.00                      | 0.00                   | 8,600.00                           | 0.00                       |
| Legal Services                                 | 5021101000 | 0.00                      | 8,600.00                                                    | 8,600.00                | 37,862.00           | (29,262.00)                                           | 0.00        | 0.00          | 8,600.00            | 0.00                        | 8,600.00                   | 0.00                        | 0.00                       | 8,600.00         | 0.00                        | 0.00                       | 0.00                        | 0.00                       | 0.00             | 0.00                      | 0.00                   | 8,600.00                           | 0.00                       |
| Auditing Services                              | 5021102000 | 0.00                      | 0.00                                                        | 0.00                    | 72,184.00           | (72,184.00)                                           | 0.00        | 0.00          | 0.00                | 0.00                        | 0.00                       | 0.00                        | 0.00                       | 0.00             | 0.00                        | 0.00                       | 0.00                        | 0.00                       | 0.00             | 0.00                      | 0.00                   | 0.00                               | 0.00                       |
| Other Professional Services                    | 5021199000 | 0.00                      | 65,000.00                                                   | 65,000.00               | 0.00                | 65,000.00                                             | 0.00        | 0.00          | 65,000.00           | 0.00                        | 65,000.00                  | 0.00                        | 0.00                       | 65,000.00        | 0.00                        | 65,000.00                  | 0.00                        | 0.00                       | 65,000.00        | 0.00                      | 0.00                   | 0.00                               | 0.00                       |
| General Services                               | 5021200000 | 0.00                      | 36,452.43                                                   | 36,452.43               | 24,000.00           | 12,452.43                                             | 0.00        | 0.00          | 36,452.43           | 6,452.43                    | 0.00                       | 0.00                        | 30,000.00                  | 36,452.43        | 0.00                        | 6,452.43                   | 0.00                        | 30,000.00                  | 36,452.43        | 0.00                      | 0.00                   | 0.00                               | 0.00                       |
| Janitorial Services                            | 5021202000 | 0.00                      | 0.00                                                        | 0.00                    | 12,000.00           | (12,000.00)                                           | 0.00        | 0.00          | 0.00                | 0.00                        | 0.00                       | 0.00                        | 0.00                       | 0.00             | 0.00                        | 0.00                       | 0.00                        | 0.00                       | 0.00             | 0.00                      | 0.00                   | 0.00                               | 0.00                       |
| Security Services                              | 5021203000 | 0.00                      | 36,452.43                                                   | 36,452.43               | 0.00                | 36,452.43                                             | 0.00        | 0.00          | 36,452.43           | 6,452.43                    | 0.00                       | 0.00                        | 30,000.00                  | 36,452.43        | 0.00                        | 6,452.43                   | 0.00                        | 30,000.00                  | 36,452.43        | 0.00                      | 0.00                   | 0.00                               | 0.00                       |
| Other General Services                         | 5021299000 | 0.00                      | 0.00                                                        | 0.00                    | 12,000.00           | (12,000.00)                                           | 0.00        | 0.00          | 0.00                | 0.00                        | 0.00                       | 0.00                        | 0.00                       | 0.00             | 0.00                        | 0.00                       | 0.00                        | 0.00                       | 0.00             | 0.00                      | 0.00                   | 0.00                               | 0.00                       |
| Other General Services                         | 5021299099 | 0.00                      | 0.00                                                        | 0.00                    | 12,000.00           | (12,000.00)                                           | 0.00        | 0.00          | 0.00                | 0.00                        | 0.00                       | 0.00                        | 0.00                       | 0.00             | 0.00                        | 0.00                       | 0.00                        | 0.00                       | 0.00             | 0.00                      | 0.00                   | 0.00                               | 0.00                       |
| Repairs and Maintenance                        | 5021300000 | 0.00                      | 255,854.88                                                  | 255,854.88              | 689,234.32          | (433,379.44)                                          | 0.00        | 0.00          | 255,854.88          | 10,200.00                   | 0.00                       | 0.00                        | 245,654.88                 | 255,854.88       | 10,200.00                   | 0.00                       | 0.00                        | 221,449.39                 | 231,649.39       | 0.00                      | 0.00                   | 24,205.49                          | 0.00                       |
| Repairs and Maintenance - Buildings and Other  | 5021304000 | 0.00                      | 242,054.88                                                  | 242,054.88              | 197,151.38          | 44,903.50                                             | 0.00        | 0.00          | 242,054.88          | 0.00                        | 0.00                       | 0.00                        | 242,054.88                 | 242,054.88       | 0.00                        | 0.00                       | 0.00                        | 217,849.39                 | 217,849.39       | 0.00                      | 0.00                   | 24,205.49                          | 0.00                       |
| Buildings                                      | 5021304001 | 0.00                      | 242,054.88                                                  | 242,054.88              | 4,151.38            | 237,903.50                                            | 0.00        | 0.00          | 242,054.88          | 0.00                        | 0.00                       | 0.00                        | 242,054.88                 | 242,054.88       | 0.00                        | 0.00                       | 0.00                        | 217,849.39                 | 217,849.39       | 0.00                      | 0.00                   | 24,205.49                          | 0.00                       |
| Other Structures                               | 5021304099 | 0.00                      | 0.00                                                        | 0.00                    | 193,000.00          | (193,000.00)                                          | 0.00        | 0.00          | 0.00                | 0.00                        | 0.00                       | 0.00                        | 0.00                       | 0.00             | 0.00                        | 0.00                       | 0.00                        | 0.00                       | 0.00             | 0.00                      | 0.00                   | 0.00                               | 0.00                       |
| Repairs and Maintenance - Machinery and        | 5021305000 | 0.00                      | 3,600.00                                                    | 3,600.00                | 52,368.00           | (48,768.00)                                           | 0.00        | 0.00          | 3,600.00            | 0.00                        | 0.00                       | 0.00                        | 3,600.00                   | 3,600.00         | 0.00                        | 0.00                       | 0.00                        | 3,600.00                   | 3,600.00         | 0.00                      | 0.00                   | 0.00                               | 0.00                       |
| Office Equipment                               | 5021305002 | 0.00                      | 0.00                                                        | 0.00                    | 46,368.00           | (46,368.00)                                           | 0.00        | 0.00          | 0.00                | 0.00                        | 0.00                       | 0.00                        | 0.00                       | 0.00             | 0.00                        | 0.00                       | 0.00                        | 0.00                       | 0.00             | 0.00                      | 0.00                   | 0.00                               | 0.00                       |
| Other Machinery and Equipment                  | 5021305099 | 0.00                      | 3,600.00                                                    | 3,600.00                | 6,000.00            | (2,400.00)                                            | 0.00        | 0.00          | 3,600.00            | 0.00                        | 0.00                       | 0.00                        | 3,600.00                   | 3,600.00         | 0.00                        | 0.00                       | 0.00                        | 3,600.00                   | 3,600.00         | 0.00                      | 0.00                   | 0.00                               | 0.00                       |
| Repairs and Maintenance - Transportation       | 5021306000 | 0.00                      | 10,200.00                                                   | 10,200.00               | 312,714.94          | (302,514.94)                                          | 0.00        | 0.00          | 10,200.00           | 10,200.00                   | 0.00                       | 0.00                        | 0.00                       | 10,200.00        | 10,200.00                   | 0.00                       | 0.00                        | 0.00                       | 10,200.00        | 0.00                      | 0.00                   | 0.00                               | 0.00                       |
| Motor Vehicles                                 | 5021306001 | 0.00                      | 10,200.00                                                   | 10,200.00               | 312,714.94          | (302,514.94)                                          | 0.00        | 0.00          | 10,200.00           | 10,200.00                   | 0.00                       | 0.00                        | 0.00                       | 10,200.00        | 10,200.00                   | 0.00                       | 0.00                        | 0.00                       | 10,200.00        | 0.00                      | 0.00                   | 0.00                               | 0.00                       |
| Repairs and Maintenance - Furniture and        | 5021307000 | 0.00                      | 0.00                                                        | 0.00                    | 63,000.00           | (63,000.00)                                           | 0.00        | 0.00          | 0.00                | 0.00                        | 0.00                       | 0.00                        | 0.00                       | 0.00             | 0.00                        | 0.00                       | 0.00                        | 0.00                       | 0.00             | 0.00                      | 0.00                   | 0.00                               | 0.00                       |
| Repairs and Maintenance - Leased Assets        | 5021308000 | 0.00                      | 0.00                                                        | 0.00                    | 64,000.00           | (64,000.00)                                           | 0.00        | 0.00          | 0.00                | 0.00                        | 0.00                       | 0.00                        | 0.00                       | 0.00             | 0.00                        | 0.00                       | 0.00                        | 0.00                       | 0.00             | 0.00                      | 0.00                   | 0.00                               | 0.00                       |
| Buildings and Other Structures                 | 5021308001 | 0.00                      | 0.00                                                        | 0.00                    | 64,000.00           | (64,000.00)                                           | 0.00        | 0.00          | 0.00                | 0.00                        | 0.00                       | 0.00                        | 0.00                       | 0.00             | 0.00                        | 0.00                       | 0.00                        | 0.00                       | 0.00             | 0.00                      | 0.00                   | 0.00                               | 0.00                       |

**Department:** Department of Education (DepEd)  
**Agency/Entity:** Office of the Secretary  
**Operating Unit:** Division of Aklan  
**Organization Code (UACS) :** 07 001 0806001  
**Fund Cluster:** 01 Regular Agency Fund

|   |                             |
|---|-----------------------------|
|   | Current Year Appropriations |
|   | Supplemental Appropriations |
| X | Continuing Appropriations   |

(e.g. UACS Fund Cluster: 01-Regular Agency Fund, 02-Foreign Assisted Projects Fund, 03-Special Account-Locally Funded/Domestic Grants Fund, and 04-Special Account-Foreign Assisted/Foreign Grants Fund)


| Particulars                              | UACS CODE  | Appropriations            |                                                              |                         | Allotments          |                                                        |             |               |                     | Obligations                 |                            |                             |                            |                  | Disbursements               |                            |                             |                            |                  | Balances                  |                        |                                    |                            |
|------------------------------------------|------------|---------------------------|--------------------------------------------------------------|-------------------------|---------------------|--------------------------------------------------------|-------------|---------------|---------------------|-----------------------------|----------------------------|-----------------------------|----------------------------|------------------|-----------------------------|----------------------------|-----------------------------|----------------------------|------------------|---------------------------|------------------------|------------------------------------|----------------------------|
|                                          |            | Authorized Appropriations | Adjustments (Transfer To/From, Modifications/ Augmentations) | Adjusted Appropriations | Allotments Received | Adjustments (Reductions, Modifications/ Augmentations) | Transfer To | Transfer From | Adjusted Allotments | 1st Quarter Ending March 31 | 2nd Quarter Ending June 30 | 3rd Quarter Ending Sept. 30 | 4th Quarter Ending Dec. 31 | TOTAL            | 1st Quarter Ending March 31 | 2nd Quarter Ending June 30 | 3rd Quarter Ending Sept. 30 | 4th Quarter Ending Dec. 31 | TOTAL            | Unreleased Appropriations | Unobligated Allotments | Unpaid Obligations (15-20)=(23+24) |                            |
|                                          |            |                           |                                                              |                         |                     |                                                        |             |               |                     |                             |                            |                             |                            |                  |                             |                            |                             |                            |                  |                           |                        | Due and Demandable                 | Not Yet Due and Demandable |
| 1                                        | 2          | 3                         | 4                                                            | 5=(3+4)                 | 6                   | 7                                                      | 8           | 9             | 10=[(6+(-)7)-8+9]   | 11                          | 12                         | 13                          | 14                         | 15=(11+12+13+14) | 16                          | 17                         | 18                          | 19                         | 20=(16+17+18+19) | 21=(5-10)                 | 22=(10-15)             | 23                                 | 24                         |
| Financial Assistance/Subsidy             | 5021400000 | 0.00                      | 884,581.38                                                   | 884,581.38              | 8,251,347.47        | (9,106,216.09)                                         | 0.00        | 1,739,450.00  | 884,581.38          | 0.00                        | 0.00                       | 0.00                        | 0.00                       | 0.00             | 0.00                        | 0.00                       | 0.00                        | 0.00                       | 0.00             | 0.00                      | 884,581.38             | 0.00                               | 0.00                       |
| Subsidy to Operating Units               | 5021408000 | 0.00                      | 884,581.38                                                   | 884,581.38              | 8,251,347.47        | (9,106,216.09)                                         | 0.00        | 1,739,450.00  | 884,581.38          | 0.00                        | 0.00                       | 0.00                        | 0.00                       | 0.00             | 0.00                        | 0.00                       | 0.00                        | 0.00                       | 0.00             | 0.00                      | 884,581.38             | 0.00                               | 0.00                       |
| Taxes, Insurance Premiums and Other Fees | 5021500000 | 0.00                      | 0.00                                                         | 0.00                    | 94,939.96           | (94,939.96)                                            | 0.00        | 0.00          | 0.00                | 0.00                        | 0.00                       | 0.00                        | 0.00                       | 0.00             | 0.00                        | 0.00                       | 0.00                        | 0.00                       | 0.00             | 0.00                      | 0.00                   | 0.00                               | 0.00                       |
| Taxes, Duties and Licenses               | 5021501000 | 0.00                      | 0.00                                                         | 0.00                    | 13,247.90           | (13,247.90)                                            | 0.00        | 0.00          | 0.00                | 0.00                        | 0.00                       | 0.00                        | 0.00                       | 0.00             | 0.00                        | 0.00                       | 0.00                        | 0.00                       | 0.00             | 0.00                      | 0.00                   | 0.00                               | 0.00                       |
| Taxes, Duties and Licenses               | 5021501001 | 0.00                      | 0.00                                                         | 0.00                    | 13,247.90           | (13,247.90)                                            | 0.00        | 0.00          | 0.00                | 0.00                        | 0.00                       | 0.00                        | 0.00                       | 0.00             | 0.00                        | 0.00                       | 0.00                        | 0.00                       | 0.00             | 0.00                      | 0.00                   | 0.00                               | 0.00                       |
| Fidelity Bond Premiums                   | 5021502000 | 0.00                      | 0.00                                                         | 0.00                    | 47,175.00           | (47,175.00)                                            | 0.00        | 0.00          | 0.00                | 0.00                        | 0.00                       | 0.00                        | 0.00                       | 0.00             | 0.00                        | 0.00                       | 0.00                        | 0.00                       | 0.00             | 0.00                      | 0.00                   | 0.00                               | 0.00                       |
| Insurance Expenses                       | 5021503000 | 0.00                      | 0.00                                                         | 0.00                    | 34,517.06           | (34,517.06)                                            | 0.00        | 0.00          | 0.00                | 0.00                        | 0.00                       | 0.00                        | 0.00                       | 0.00             | 0.00                        | 0.00                       | 0.00                        | 0.00                       | 0.00             | 0.00                      | 0.00                   | 0.00                               | 0.00                       |
| Other Maintenance and Operating Expenses | 5029900000 | 0.00                      | 3,208,380.04                                                 | 3,208,380.04            | 331,935.00          | 2,876,445.04                                           | 0.00        | 0.00          | 3,208,380.04        | 855,737.00                  | 460,782.50                 | 1,488,949.00                | 402,911.54                 | 3,208,380.04     | 118,335.00                  | 534,432.50                 | 1,619,734.00                | 935,878.54                 | 3,208,380.04     | 0.00                      | 0.00                   | 0.00                               | 0.00                       |
| Advertising Expenses                     | 5029901000 | 0.00                      | 0.00                                                         | 0.00                    | 19,000.00           | (19,000.00)                                            | 0.00        | 0.00          | 0.00                | 0.00                        | 0.00                       | 0.00                        | 0.00                       | 0.00             | 0.00                        | 0.00                       | 0.00                        | 0.00                       | 0.00             | 0.00                      | 0.00                   | 0.00                               | 0.00                       |
| Printing and Publication Expenses        | 5029902000 | 0.00                      | 779,189.50                                                   | 779,189.50              | 215,507.00          | 563,682.50                                             | 0.00        | 0.00          | 779,189.50          | 717,352.00                  | 61,837.50                  | 0.00                        | 0.00                       | 779,189.50       | 19,950.00                   | 135,487.50                 | 616,000.00                  | 7,752.00                   | 779,189.50       | 0.00                      | 0.00                   | 0.00                               | 0.00                       |
| Representation Expenses                  | 5029903000 | 0.00                      | 0.00                                                         | 0.00                    | 60,428.00           | (60,428.00)                                            | 0.00        | 0.00          | 0.00                | 0.00                        | 0.00                       | 0.00                        | 0.00                       | 0.00             | 0.00                        | 0.00                       | 0.00                        | 0.00                       | 0.00             | 0.00                      | 0.00                   | 0.00                               | 0.00                       |
| Transportation and Delivery Expenses     | 5029904000 | 0.00                      | 2,359,440.54                                                 | 2,359,440.54            | 0.00                | 2,359,440.54                                           | 0.00        | 0.00          | 2,359,440.54        | 98,385.00                   | 369,195.00                 | 1,488,949.00                | 402,911.54                 | 2,359,440.54     | 98,385.00                   | 369,195.00                 | 1,003,734.00                | 888,126.54                 | 2,359,440.54     | 0.00                      | 0.00                   | 0.00                               | 0.00                       |
| Rent/Lease Expenses                      | 5029905000 | 0.00                      | 40,000.00                                                    | 40,000.00               | 17,000.00           | 23,000.00                                              | 0.00        | 0.00          | 40,000.00           | 40,000.00                   | 0.00                       | 0.00                        | 0.00                       | 40,000.00        | 0.00                        | 0.00                       | 0.00                        | 40,000.00                  | 40,000.00        | 0.00                      | 0.00                   | 0.00                               | 0.00                       |
| Rents - Building and Structures          | 5029905001 | 0.00                      | 0.00                                                         | 0.00                    | 11,000.00           | (11,000.00)                                            | 0.00        | 0.00          | 0.00                | 0.00                        | 0.00                       | 0.00                        | 0.00                       | 0.00             | 0.00                        | 0.00                       | 0.00                        | 0.00                       | 0.00             | 0.00                      | 0.00                   | 0.00                               | 0.00                       |
| Rents - Motor Vehicles                   | 5029905003 | 0.00                      | 40,000.00                                                    | 40,000.00               | 6,000.00            | 34,000.00                                              | 0.00        | 0.00          | 40,000.00           | 40,000.00                   | 0.00                       | 0.00                        | 0.00                       | 40,000.00        | 0.00                        | 0.00                       | 0.00                        | 40,000.00                  | 40,000.00        | 0.00                      | 0.00                   | 0.00                               | 0.00                       |
| Subscription Expenses                    | 5029907000 | 0.00                      | 0.00                                                         | 0.00                    | 20,000.00           | (20,000.00)                                            | 0.00        | 0.00          | 0.00                | 0.00                        | 0.00                       | 0.00                        | 0.00                       | 0.00             | 0.00                        | 0.00                       | 0.00                        | 0.00                       | 0.00             | 0.00                      | 0.00                   | 0.00                               | 0.00                       |
| Other Subscription Expenses              | 5029907099 | 0.00                      | 0.00                                                         | 0.00                    | 20,000.00           | (20,000.00)                                            | 0.00        | 0.00          | 0.00                | 0.00                        | 0.00                       | 0.00                        | 0.00                       | 0.00             | 0.00                        | 0.00                       | 0.00                        | 0.00                       | 0.00             | 0.00                      | 0.00                   | 0.00                               | 0.00                       |
| Other Maintenance and Operating Expenses | 5029999000 | 0.00                      | 29,750.00                                                    | 29,750.00               | 0.00                | 29,750.00                                              | 0.00        | 0.00          | 29,750.00           | 0.00                        | 29,750.00                  | 0.00                        | 0.00                       | 29,750.00        | 0.00                        | 29,750.00                  | 0.00                        | 0.00                       | 29,750.00        | 0.00                      | 0.00                   | 0.00                               | 0.00                       |
| Other Maintenance and Operating Expenses | 5029999099 | 0.00                      | 29,750.00                                                    | 29,750.00               | 0.00                | 29,750.00                                              | 0.00        | 0.00          | 29,750.00           | 0.00                        | 29,750.00                  | 0.00                        | 0.00                       | 29,750.00        | 0.00                        | 29,750.00                  | 0.00                        | 0.00                       | 29,750.00        | 0.00                      | 0.00                   | 0.00                               | 0.00                       |
| Capital Outlays                          |            | 0.00                      | 1,438,053.94                                                 | 1,438,053.94            | 1,013,033.94        | 0.00                                                   | 0.00        | 425,020.00    | 1,438,053.94        | 0.00                        | 15,889.00                  | 932,553.00                  | 67,447.00                  | 1,015,889.00     | 0.00                        | 0.00                       | 0.00                        | 885,925.35                 | 885,925.35       | 0.00                      | 422,164.94             | 62,516.65                          | 67,447.00                  |
| Property, Plant and Equipment Outlay     | 5060400000 | 0.00                      | 1,438,053.94                                                 | 1,438,053.94            | 1,013,033.94        | 0.00                                                   | 0.00        | 425,020.00    | 1,438,053.94        | 0.00                        | 15,889.00                  | 932,553.00                  | 67,447.00                  | 1,015,889.00     | 0.00                        | 0.00                       | 0.00                        | 885,925.35                 | 885,925.35       | 0.00                      | 422,164.94             | 62,516.65                          | 67,447.00                  |
| Buildings and Other Structures           | 5060404000 | 0.00                      | 28,922.94                                                    | 28,922.94               | 13,033.94           | 0.00                                                   | 0.00        | 15,889.00     | 28,922.94           | 0.00                        | 15,889.00                  | 0.00                        | 0.00                       | 15,889.00        | 0.00                        | 0.00                       | 0.00                        | 0.00                       | 0.00             | 0.00                      | 13,033.94              | 15,889.00                          | 0.00                       |
| School Buildings                         | 5060404002 | 0.00                      | 28,922.94                                                    | 28,922.94               | 13,033.94           | 0.00                                                   | 0.00        | 15,889.00     | 28,922.94           | 0.00                        | 15,889.00                  | 0.00                        | 0.00                       | 15,889.00        | 0.00                        | 0.00                       | 0.00                        | 0.00                       | 0.00             | 0.00                      | 13,033.94              | 15,889.00                          | 0.00                       |
| Machinery and Equipment Outlay           | 5060405000 | 0.00                      | 1,409,131.00                                                 | 1,409,131.00            | 1,000,000.00        | 0.00                                                   | 0.00        | 409,131.00    | 1,409,131.00        | 0.00                        | 0.00                       | 932,553.00                  | 67,447.00                  | 1,000,000.00     | 0.00                        | 0.00                       | 0.00                        | 885,925.35                 | 885,925.35       | 0.00                      | 409,131.00             | 46,627.65                          | 67,447.00                  |
| Information and Communication Technology | 5060405003 | 0.00                      | 1,000,000.00                                                 | 1,000,000.00            | 1,000,000.00        | 0.00                                                   | 0.00        | 0.00          | 1,000,000.00        | 0.00                        | 0.00                       | 932,553.00                  | 67,447.00                  | 1,000,000.00     | 0.00                        | 0.00                       | 0.00                        | 885,925.35                 | 885,925.35       | 0.00                      | 0.00                   | 46,627.65                          | 67,447.00                  |
| Technical and Scientific Equipment       | 5060405014 | 0.00                      | 409,131.00                                                   | 409,131.00              | 0.00                | 0.00                                                   | 0.00        | 409,131.00    | 409,131.00          | 0.00                        | 0.00                       | 0.00                        | 0.00                       | 0.00             | 0.00                        | 0.00                       | 0.00                        | 0.00                       | 0.00             | 0.00                      | 409,131.00             | 0.00                               | 0.00                       |
| GRAND TOTAL                              |            | 0.00                      | 38,256,328.56                                                | 38,256,328.56           | 16,707,225.56       | 0.00                                                   | 0.00        | 21,549,103.00 | 38,256,328.56       | 2,147,145.21                | 5,931,173.94               | 23,557,423.02               | 3,440,410.91               | 35,076,153.08    | 221,368.38                  | 2,317,727.01               | 26,791,885.28               | 5,131,939.87               | 34,462,920.54    | 0.00                      | 3,180,175.48           | 545,785.54                         | 67,447.00                  |


Department: Department of Education (DepEd)  
 Agency/Entity: Office of the Secretary  
 Operating Unit: Division of Aklan  
 Organization Code (UACS) : 07 001 0806001  
 Fund Cluster: 01 Regular Agency Fund

|   |                             |
|---|-----------------------------|
|   | Current Year Appropriations |
|   | Supplemental Appropriations |
| X | Continuing Appropriations   |


(e.g. UACS Fund Cluster: 01-Regular Agency Fund, 02-Foreign Assisted Projects Fund, 03-Special Account-Locally Funded/Domestic Grants Fund, and 04-Special Account-Foreign Assisted/Foreign Grants Fund)

| Particulars | UACS CODE | Appropriations            |                                                              |                         | Allotments          |                                                        |             |               |                     | Obligations                 |                            |                             |                            |                  | Disbursements               |                            |                             |                            |                  | Balances                  |                        |                                    |    |
|-------------|-----------|---------------------------|--------------------------------------------------------------|-------------------------|---------------------|--------------------------------------------------------|-------------|---------------|---------------------|-----------------------------|----------------------------|-----------------------------|----------------------------|------------------|-----------------------------|----------------------------|-----------------------------|----------------------------|------------------|---------------------------|------------------------|------------------------------------|----|
|             |           | Authorized Appropriations | Adjustments (Transfer To/From, Modifications/ Augmentations) | Adjusted Appropriations | Allotments Received | Adjustments (Reductions, Modifications/ Augmentations) | Transfer To | Transfer From | Adjusted Allotments | 1st Quarter Ending March 31 | 2nd Quarter Ending June 30 | 3rd Quarter Ending Sept. 30 | 4th Quarter Ending Dec. 31 | TOTAL            | 1st Quarter Ending March 31 | 2nd Quarter Ending June 30 | 3rd Quarter Ending Sept. 30 | 4th Quarter Ending Dec. 31 | TOTAL            | Unreleased Appropriations | Unobligated Allotments | Unpaid Obligations (15-20)=(23+24) |    |
| 1           | 2         | 3                         | 4                                                            | 5=(3+4)                 | 6                   | 7                                                      | 8           | 9             | 10=[{(6+(-)7} -8+9] | 11                          | 12                         | 13                          | 14                         | 15=(11+12+13+14) | 16                          | 17                         | 18                          | 19                         | 20=(16+17+18+19) | 21=(5-10)                 | 22=(10-15)             | 23                                 | 24 |
|             |           |                           |                                                              |                         |                     |                                                        |             |               |                     |                             |                            |                             |                            |                  |                             |                            |                             |                            |                  |                           |                        |                                    |    |

**Certified Correct:**  
  
 ANN RAYSHELLE L. NADUA  
 Accountant II, OIC Office of the Budget Unit

**Certified Correct:**  
  
 MARISSA A. JIZMUNDO  
 Accountant III

**Recommending Approval:**  
 N/A  
 N/A

**Approved By:**  
  
 FELICIANO C. BUENAFE JR., CESO VI  
 Schools Division Superintendent

**Date:** 2023-01-25 09:24:12

**Date:** 2023-01-25 09:24:12

**Date:**

**Date:** 2023-01-25 09:19:48