

SUMMARY OF APPROPRIATIONS, ALLOTMENTS, OBLIGATIONS, DISBURSEMENTS AND BALANCES BY OBJECT OF EXPENDITURES
As at the Quarter Ending December 31, 2022

Department : Department of Education (DepEd)
 Agency : Office of the Secretary
 Operating Unit : Division of Aklan
 Organization Code (UACS) : 07 001 0806001
 Fund Cluster : 01 Regular Agency Fund
 (e.g. UACS Fund Cluster: 01-Regular Agency Fund, 02-Foreign Assisted Projects Fund, 03-Special Account-Locally Funded/Domestic Grants Fund, and 04-Special Account-Foreign Assisted/Foreign Grants Fund)

X

Current Year Appropriations
Supplemental Appropriations
Continuing Appropriations

Particulars	UACS CODE	Appropriations			Allotments					Obligations					Disbursements					Balances			
		Authorized Appropriations	Adjustments (Transfer To/From, Modifications/Augmentations)	Adjusted Appropriations	Allotments Received	Adjustments (Reductions, Modifications/Augmentations)	Transfer To	Transfer From	Adjusted Allotments	1st Quarter Ending March 31	2nd Quarter Ending June 30	3rd Quarter Ending Sept. 30	4th Quarter Ending Dec. 31	TOTAL	1st Quarter Ending March 31	2nd Quarter Ending June 30	3rd Quarter Ending Sept. 30	4th Quarter Ending Dec. 31	TOTAL	Unreleased Appropriations	Unobligated Allotments	Unpaid Obligations (15-20)=(23+24)	
1	2	3	4	5=(3+4)	6	7	8	9	10=[(6+(-)7)-8+9]	11	12	13	14	15=(11+12+13+14)	16	17	18	19	20=(16+17+18+19)	21=(5-10)	22=(10-15)	23	24
SUMMARY		2,582,718,000.00	415,679,022.41	2,998,397,022.41	2,664,298,735.00	66,060,212.82	(20,399,499.00)	288,437,573.59	2,998,397,022.41	621,515,963.37	743,177,084.90	621,091,151.54	944,259,959.69	2,930,044,159.50	605,349,453.92	736,126,190.09	599,412,586.20	948,888,081.98	2,889,776,312.19	0.00	68,352,862.91	17,227,932.36	23,039,914.95
A. AGENCY SPECIFIC BUDGET		2,380,269,000.00	341,935,828.44	2,722,204,828.44	2,455,244,289.00	(1,077,535.15)	(20,399,499.00)	288,437,573.59	2,722,204,828.44	506,078,348.76	688,582,454.02	570,426,280.32	891,409,908.18	2,656,496,991.28	493,026,213.26	679,846,198.37	549,062,044.54	894,299,669.19	2,616,234,125.36	0.00	65,707,837.16	17,222,950.97	23,039,914.95
Personnel Services		2,224,083,000.00	188,161,328.07	2,412,244,328.07	2,299,058,289.00	(1,077,535.15)	(5,207,824.00)	119,471,398.22	2,412,244,328.07	466,143,579.87	636,862,361.20	480,933,178.16	813,639,584.10	2,397,578,703.33	457,757,566.63	642,449,517.06	480,631,070.23	811,060,565.88	2,391,898,719.80	0.00	14,665,624.74	5,679,983.53	0.00
Salaries and Wages	5010100000	1,708,175,000.00	33,368,489.08	1,741,543,489.08	1,708,175,000.00	33,368,489.08	0.00	0.00	1,741,543,489.08	425,516,381.15	428,399,785.47	428,360,575.41	446,143,933.27	1,728,420,675.30	418,457,020.95	433,112,599.55	428,104,396.81	443,377,979.46	1,723,051,996.77	0.00	13,122,813.78	5,368,678.53	0.00
Salaries and Wages - Regular	5010101000	1,687,080,000.00	43,201,527.04	1,730,281,527.04	1,687,080,000.00	43,201,527.04	0.00	0.00	1,730,281,527.04	423,195,598.71	425,836,294.02	427,302,544.22	440,866,497.08	1,717,200,934.03	416,158,208.56	430,576,859.73	427,049,834.58	438,743,456.22	1,712,528,359.09	0.00	13,080,593.01	4,672,574.94	0.00
Basic Salary - Civilian	5010101001	1,687,080,000.00	43,201,527.04	1,730,281,527.04	1,687,080,000.00	43,201,527.04	0.00	0.00	1,730,281,527.04	423,195,598.71	425,836,294.02	427,302,544.22	440,866,497.08	1,717,200,934.03	416,158,208.56	430,576,859.73	427,049,834.58	438,743,456.22	1,712,528,359.09	0.00	13,080,593.01	4,672,574.94	0.00
Salaries and Wages - Substitute Teachers	5010103000	21,095,000.00	(9,833,037.96)	11,261,962.04	21,095,000.00	(9,833,037.96)	0.00	0.00	11,261,962.04	2,320,782.44	2,563,491.45	1,058,031.19	5,277,436.19	11,219,741.27	2,298,812.39	2,535,739.82	1,054,562.23	4,634,523.24	10,523,637.68	0.00	42,220.77	696,103.59	0.00
Other Compensation	5010200000	470,985,000.00	21,521,613.85	492,506,613.85	470,985,000.00	12,688,855.85	(772,200.00)	9,604,958.00	492,506,613.85	30,216,671.16	196,864,087.63	39,031,446.04	225,877,432.00	491,989,636.83	29,231,961.16	197,610,472.09	39,100,374.32	225,765,524.26	491,708,331.83	0.00	516,977.02	281,305.00	0.00
Personal Economic Relief Allowance (PERA)	5010201000	112,176,000.00	1,661,255.99	113,837,255.99	112,176,000.00	1,661,255.99	0.00	0.00	113,837,255.99	28,075,181.81	28,346,459.94	28,476,312.27	28,939,301.97	113,837,255.99	28,075,181.81	28,334,005.40	28,473,004.55	28,955,064.23	113,837,255.99	0.00	0.00	0.00	0.00
PERA - Civilian	5010201001	112,176,000.00	1,661,255.99	113,837,255.99	112,176,000.00	1,661,255.99	0.00	0.00	113,837,255.99	28,075,181.81	28,346,459.94	28,476,312.27	28,939,301.97	113,837,255.99	28,075,181.81	28,334,005.40	28,473,004.55	28,955,064.23	113,837,255.99	0.00	0.00	0.00	0.00
Representation Allowance (RA)	5010202000	312,000.00	0.00	312,000.00	312,000.00	0.00	0.00	0.00	312,000.00	78,000.00	78,000.00	78,000.00	78,000.00	312,000.00	78,000.00	78,000.00	78,000.00	78,000.00	312,000.00	0.00	0.00	0.00	0.00
Transportation Allowance (TA)	5010203000	312,000.00	0.00	312,000.00	312,000.00	0.00	0.00	0.00	312,000.00	78,000.00	78,000.00	78,000.00	78,000.00	312,000.00	78,000.00	78,000.00	78,000.00	78,000.00	312,000.00	0.00	0.00	0.00	0.00
Transportation Allowance (TA)	5010203001	312,000.00	0.00	312,000.00	312,000.00	0.00	0.00	0.00	312,000.00	78,000.00	78,000.00	78,000.00	78,000.00	312,000.00	78,000.00	78,000.00	78,000.00	78,000.00	312,000.00	0.00	0.00	0.00	0.00
Clothing/Uniform Allowance	5010204000	28,044,000.00	(54,000.00)	27,990,000.00	28,044,000.00	(54,000.00)	0.00	0.00	27,990,000.00	0.00	27,984,000.00	6,000.00	0.00	27,990,000.00	0.00	27,984,000.00	6,000.00	0.00	27,990,000.00	0.00	0.00	0.00	0.00
Clothing/Uniform Allowance - Civilian	5010204001	28,044,000.00	(54,000.00)	27,990,000.00	28,044,000.00	(54,000.00)	0.00	0.00	27,990,000.00	0.00	27,984,000.00	6,000.00	0.00	27,990,000.00	0.00	27,984,000.00	6,000.00	0.00	27,990,000.00	0.00	0.00	0.00	0.00
Subsistence Allowance (SA)	5010205000	0.00	161,850.00	161,850.00	0.00	0.00	(74,700.00)	236,550.00	161,850.00	0.00	29,050.00	35,700.00	70,250.00	135,000.00	0.00	29,050.00	35,700.00	70,250.00	135,000.00	0.00	26,850.00	0.00	0.00
Subsistence Allowance - Magna Carta for Public Health Workers under R.A. 7305	5010205003	0.00	161,850.00	161,850.00	0.00	0.00	(74,700.00)	236,550.00	161,850.00	0.00	29,050.00	35,700.00	70,250.00	135,000.00	0.00	29,050.00	35,700.00	70,250.00	135,000.00	0.00	26,850.00	0.00	0.00
Laundry Allowance (LA)	5010206000	0.00	23,400.00	23,400.00	0.00	0.00	(10,800.00)	34,200.00	23,400.00	0.00	3,961.25	4,868.05	9,565.63	18,394.93	0.00	3,961.25	4,868.05	9,565.63	18,394.93	0.00	5,005.07	0.00	0.00
Laundry Allowance - Magna Carta Benefits for Public Health Workers under R.A. 7305	5010206004	0.00	23,400.00	23,400.00	0.00	0.00	(10,800.00)	34,200.00	23,400.00	0.00	3,961.25	4,868.05	9,565.63	18,394.93	0.00	3,961.25	4,868.05	9,565.63	18,394.93	0.00	5,005.07	0.00	0.00
Honoraria	5010210000	2,227,000.00	(1,298,964.00)	928,036.00	2,227,000.00	(1,298,964.00)	0.00	0.00	928,036.00	0.00	0.00	0.00	665,036.00	665,036.00	0.00	0.00	0.00	383,731.00	383,731.00	0.00	263,000.00	281,305.00	0.00
Honoraria - Civilian	5010210001	2,227,000.00	(1,298,964.00)	928,036.00	2,227,000.00	(1,298,964.00)	0.00	0.00	928,036.00	0.00	0.00	0.00	665,036.00	665,036.00	0.00	0.00	0.00	383,731.00	383,731.00	0.00	263,000.00	281,305.00	0.00
Hazard Pay (HP)	5010211000	0.00	1,561,836.00	1,561,836.00	0.00	0.00	(686,700.00)	2,248,536.00	1,561,836.00	0.00	327,586.05	367,148.40	734,296.73	1,429,031.18	0.00	327,586.05	367,148.40	734,296.73	1,429,031.18	0.00	132,804.82	0.00	0.00
HP - Magna Carta Benefits for Public Health Workers under R.A. 7305	5010211005	0.00	1,561,836.00	1,561,836.00	0.00	0.00	(686,700.00)	2,248,536.00	1,561,836.00	0.00	327,586.05	367,148.40	734,296.73	1,429,031.18	0.00	327,586.05	367,148.40	734,296.73	1,429,031.18	0.00	132,804.82	0.00	0.00
Longevity Pay (LP)	5010212000	0.00	0.00	0.00	0.00	0.00	0.00	0.00	0.00	5,000.00	0.00	2,652,500.00	(2,657,500.00)	0.00	5,000.00	2,652,500.00	2,652,500.00	(2,657,500.00)	0.00	0.00	0.00	0.00	0.00
Longevity Pay - Civilian	5010212001	0.00	0.00	0.00	0.00	0.00	0.00	0.00	0.00	5,000.00	0.00	2,652,500.00	(2,657,500.00)	0.00	5,000.00	2,652,500.00	2,652,500.00	(2,657,500.00)	0.00	0.00	0.00	0.00	0.00
Overtime and Night Pay	5010213000	0.00	2,447,202.75	2,447,202.75	0.00	2,447,202.75	0.00	0.00	2,447,202.75	451,026.35	457,277.30	575,284.40	963,614.70	2,447,202.75	451,026.35	457,277.30	575,284.40	963,614.70	2,447,202.75	0.00	0.00	0.00	0.00
Overtime Pay	5010213001	0.00	2,447,202.75	2,447,202.75	0.00	2,447,202.75	0.00	0.00	2,447,202.75	451,026.35	457,277.30	575,284.40	963,614.70	2,447,202.75	451,026.35	457,277.30	575,284.40	963,614.70	2,447,202.75	0.00	0.00	0.00	0.00
Year End Bonus	5010214000	140,587,000.00	4,484,681.90	145,071,681.90	140,587,000.00	4,484,681.90	0.00	0.00	145,071,681.90	1,408,645.00	195,069.00	6,917.00	143,414,460.30	145,025,091.30	428,818.00	972,532.00	95,378.00	143,528,363.30	145,025,091.30	0.00	46,590.60	0.00	0.00
Bonus - Civilian	5010214001	140,587,000.00	4,484,681.90	145,071,681.90	140,587,000.00	4,484,681.90	0.00	0.00	145,071,681.90	1,408,645.00	195,069.00	6,917.00	143,414,460.30	145,025,091.30	428,818.00	972,532.00	95,378.00	143,528,363.30	145,025,091.30	0.00	46,590.60	0.00	0.00
Cash Gift	5010215000	23,370,000.00	660,000.00	24,030,000.00	23,370,000.00	660,000.00	0.00	0.00	24,030,000.00	5,000.00	0.00	0.00	23,998,000.00	24,003,000.00	5,000.00	0.00	0.00	23,998,000.00	24,003,000.00	0.00	27,000.00	0.00	0.00
Cash Gift - Civilian	5010215001																						

Department : Department of Education (DepEd)
 Agency : Office of the Secretary
 Operating Unit : Division of Aklan
 Organization Code (UACS) : 07 001 0806001
 Fund Cluster : 01 Regular Agency Fund

X	Current Year Appropriations
	Supplemental Appropriations
	Continuing Appropriations

(e.g. UACS Fund Cluster: 01-Regular Agency Fund, 02-Foreign Assisted Projects Fund, 03-Special Account-Locally Funded/Domestic Grants Fund, and 04-Special Account-Foreign Assisted/Foreign Grants Fund)

Particulars	UACS CODE	Appropriations			Allotments					Obligations					Disbursements					Balances			
		Authorized Appropriations	Adjustments (Transfer To/From, Modifications/Augmentations)	Adjusted Appropriations	Allotments Received	Adjustments (Reductions, Modifications/Augmentations)	Transfer To	Transfer From	Adjusted Allotments	1st Quarter Ending March 31	2nd Quarter Ending June 30	3rd Quarter Ending Sept. 30	4th Quarter Ending Dec. 31	TOTAL	1st Quarter Ending March 31	2nd Quarter Ending June 30	3rd Quarter Ending Sept. 30	4th Quarter Ending Dec. 31	TOTAL	Unreleased Appropriations	Unobligated Allotments	Unpaid Obligations (15-20)=(23+24)	
																						Due and Demandable	Not Yet Due and Demandable
1	2	3	4	5=(3+4)	6	7	8	9	10=[(6+(-)7)-8+9]	11	12	13	14	15=(11+12+13+14)	16	17	18	19	20=(16+17+18+19)	21=(5-10)	22=(10-15)	23	24
Other Personnel Benefits	5010499000	4,221,000.00	101,428,635.44	105,649,635.44	79,196,289.00	(78,250,044.56)	(4,435,624.00)	109,139,015.00	105,649,635.44	604,293.80	128,984.94	649,526.07	103,240,998.63	104,623,803.44	604,293.80	128,984.94	649,526.07	103,210,998.63	104,593,803.44	0.00	1,025,832.00	30,000.00	0.00
Lump-sum for Reclassification of Positions	5010499003	0.00	33,332.00	33,332.00	0.00	(4,695,059.00)	(2,591,224.00)	7,319,615.00	33,332.00	0.00	0.00	0.00	0.00	0.00	0.00	0.00	0.00	0.00	0.00	0.00	33,332.00	0.00	0.00
Lump-sum for Filling of Positions - Civilian	5010499007	0.00	0.00	0.00	74,975,289.00	(74,975,289.00)	0.00	0.00	0.00	0.00	0.00	0.00	0.00	0.00	0.00	0.00	0.00	0.00	0.00	0.00	0.00	0.00	0.00
Lump-sum for Step Increments - Length of Service	5010499010	4,221,000.00	(4,221,000.00)	0.00	4,221,000.00	(4,221,000.00)	0.00	0.00	0.00	0.00	0.00	0.00	0.00	0.00	0.00	0.00	0.00	0.00	0.00	0.00	0.00	0.00	0.00
Loyalty Award - Civilian	5010499015	0.00	3,422,000.00	3,422,000.00	0.00	3,422,000.00	(487,400.00)	487,400.00	3,422,000.00	0.00	0.00	0.00	3,422,000.00	3,422,000.00	0.00	0.00	0.00	3,422,000.00	3,422,000.00	0.00	0.00	0.00	0.00
Other Personnel Benefits	5010499099	0.00	102,194,303.44	102,194,303.44	0.00	2,219,303.44	(1,357,000.00)	101,332,000.00	102,194,303.44	604,293.80	128,984.94	649,526.07	99,818,998.63	101,201,803.44	604,293.80	128,984.94	649,526.07	99,788,998.63	101,171,803.44	0.00	992,500.00	30,000.00	0.00
Maintenance and Other Operating Expenses		156,186,000.00	105,090,876.13	261,276,876.13	156,186,000.00	0.00	(15,191,675.00)	120,282,551.13	261,276,876.13	39,934,768.89	44,008,438.35	88,957,052.16	57,640,243.29	230,540,502.69	35,268,646.63	37,396,681.31	67,770,136.64	78,937,726.74	219,373,191.32	0.00	30,736,373.44	8,312,727.21	2,854,584.16
Traveling Expenses	5020100000	9,458,000.00	(7,140,422.79)	2,317,577.21	9,458,000.00	(7,140,422.79)	0.00	0.00	2,317,577.21	173,674.00	251,295.96	674,158.23	1,215,949.02	2,315,077.21	163,200.00	256,783.96	641,364.57	1,169,017.68	2,230,366.21	0.00	2,500.00	84,711.00	0.00
Traveling Expenses - Local	5020101000	9,458,000.00	(7,140,422.79)	2,317,577.21	9,458,000.00	(7,140,422.79)	0.00	0.00	2,317,577.21	173,674.00	251,295.96	674,158.23	1,215,949.02	2,315,077.21	163,200.00	256,783.96	641,364.57	1,169,017.68	2,230,366.21	0.00	2,500.00	84,711.00	0.00
Training and Scholarship Expenses	5020200000	11,551,000.00	15,556,826.42	27,107,826.42	11,551,000.00	9,589,606.42	0.00	5,967,220.00	27,107,826.42	2,891,779.81	3,009,327.26	9,111,942.78	9,275,228.33	24,288,278.18	2,031,197.81	1,370,130.76	3,470,514.78	11,189,277.23	18,061,120.58	0.00	2,819,548.24	6,172,957.60	54,200.00
Training Expenses	5020201000	11,551,000.00	15,556,826.42	27,107,826.42	11,551,000.00	9,589,606.42	0.00	5,967,220.00	27,107,826.42	2,891,779.81	3,009,327.26	9,111,942.78	9,275,228.33	24,288,278.18	2,031,197.81	1,370,130.76	3,470,514.78	11,189,277.23	18,061,120.58	0.00	2,819,548.24	6,172,957.60	54,200.00
Training Expenses	5020201002	11,551,000.00	15,556,826.42	27,107,826.42	11,551,000.00	9,589,606.42	0.00	5,967,220.00	27,107,826.42	2,891,779.81	3,009,327.26	9,111,942.78	9,275,228.33	24,288,278.18	2,031,197.81	1,370,130.76	3,470,514.78	11,189,277.23	18,061,120.58	0.00	2,819,548.24	6,172,957.60	54,200.00
Supplies and Materials Expenses	5020300000	81,516,000.00	96,030,517.53	177,546,517.53	81,516,000.00	57,169,544.53	(6,695,000.00)	45,555,973.00	177,546,517.53	19,415,429.25	34,737,440.69	73,435,214.51	27,445,350.60	155,033,435.05	16,642,076.75	29,368,527.19	57,879,265.95	46,890,633.95	150,780,503.84	0.00	22,513,082.48	1,458,808.93	2,794,122.28
Office Supplies Expenses	5020301000	13,232,000.00	(3,803,109.85)	9,428,890.15	13,232,000.00	(3,803,109.85)	0.00	0.00	9,428,890.15	5,746,667.08	789,045.29	417,229.57	2,475,948.21	5,746,667.08	3,019,238.08	774,805.29	3,132,104.64	2,422,188.21	9,348,336.22	0.00	0.00	80,553.93	0.00
ICT Office Supplies	5020301001	0.00	576,586.00	576,586.00	0.00	576,586.00	0.00	0.00	576,586.00	549,322.00	0.00	0.00	27,264.00	576,586.00	0.00	0.00	522,528.07	2,264.00	524,792.07	0.00	0.00	51,793.93	0.00
Office Supplies Expenses	5020301002	13,232,000.00	(4,379,695.85)	8,852,304.15	13,232,000.00	(4,379,695.85)	0.00	0.00	8,852,304.15	5,197,345.08	789,045.29	417,229.57	2,448,684.21	8,852,304.15	3,019,238.08	774,805.29	2,609,576.57	2,419,924.21	8,823,544.15	0.00	0.00	28,760.00	0.00
Accountable Forms Expenses	5020302000	19,000.00	14,880.00	33,880.00	19,000.00	14,880.00	0.00	0.00	33,880.00	12,830.00	3,320.00	5,050.00	12,680.00	33,880.00	12,830.00	3,320.00	5,050.00	12,680.00	33,880.00	0.00	0.00	0.00	0.00
Food Supplies Expenses	5020305000	0.00	17,250,760.78	17,250,760.78	0.00	17,250,760.78	0.00	0.00	17,250,760.78	0.00	0.00	17,250,760.78	0.00	17,250,760.78	0.00	0.00	0.00	17,250,760.78	17,250,760.78	0.00	0.00	0.00	0.00
Fuel, Oil and Lubricants Expenses	5020309000	448,000.00	779,745.53	1,227,745.53	448,000.00	779,745.53	0.00	0.00	1,227,745.53	197,414.29	305,794.70	301,160.99	423,375.55	1,227,745.53	196,414.29	306,794.70	293,016.99	431,519.55	1,227,745.53	0.00	0.00	0.00	0.00
Textbooks and Instructional Materials Expenses	5020311000	0.00	26,007,594.34	26,007,594.34	0.00	(5,491,845.66)	(6,695,000.00)	38,194,440.00	26,007,594.34	0.00	2,534,802.00	4,868,064.60	512,802.05	7,915,668.65	0.00	0.00	3,398,192.00	3,174,096.65	6,572,288.65	0.00	18,091,925.69	1,343,380.00	0.00
Textbooks and Instructional Materials Expenses	5020311001	0.00	23,379,094.34	23,379,094.34	0.00	(5,491,845.66)	0.00	28,870,940.00	23,379,094.34	0.00	2,534,802.00	4,004,674.60	492,802.05	7,032,278.65	0.00	0.00	2,534,802.00	3,154,096.65	5,688,898.65	0.00	16,346,815.69	1,343,380.00	0.00
Chalk Allowance	5020311002	0.00	2,628,500.00	2,628,500.00	0.00	0.00	(6,695,000.00)	9,323,500.00	2,628,500.00	0.00	0.00	863,390.00	20,000.00	883,390.00	0.00	0.00	863,390.00	20,000.00	883,390.00	0.00	1,745,110.00	0.00	0.00
Semi-Expendable Machinery and Equipment	5020321000	0.00	8,638,424.94	8,638,424.94	0.00	2,266,621.94	0.00	6,371,803.00	8,638,424.94	639,239.39	410,765.00	213,835.00	3,718,175.55	4,982,014.94	639,239.39	300,145.00	234,455.00	988,553.27	2,162,392.66	0.00	3,656,410.00	25,500.00	2,794,122.28
Machinery	5020321001	0.00	1,912,173.66	1,912,173.66	0.00	1,912,173.66	0.00	0.00	1,912,173.66	639,239.39	300,145.00	123,835.00	848,954.27	1,912,173.66	639,239.39	300,145.00	123,835.00	848,954.27	1,912,173.66	0.00	0.00	0.00	0.00
Office Equipment	5020321002	0.00	89,129.40	89,129.40	0.00	89,129.40	0.00	0.00	89,129.40	0.00	0.00	0.00	89,129.40	89,129.40	0.00	0.00	0.00	49,599.00	49,599.00	0.00	0.00	0.00	39,530.40
Information and Communications Technology Equipment	5020321003	0.00	265,318.88	265,318.88	0.00	265,318.88	0.00	0.00	265,318.88	0.00	110,620.00	90,000.00	64,698.88	265,318.88	0.00	0.00	110,620.00	90,000.00	200,620.00	0.00	0.00	25,500.00	39,198.88
Technical and Scientific Equipment	5020321013	0.00	6,371,803.00	6,371,803.00	0.00	0.00	0.00	6,371,803.00	6,371,803.00	0.00	0.00	0.00	2,715,393.00	2,715,393.00	0.00	0.00	0.00	0.00	0.00	0.00	3,656,410.00	0.00	2,715,393.00
Semi-Expendable Furniture, Fixtures and Books	5020322000	0.00	1,139,180.00	1,139,180.00	0.00	149,450.00	0.00	989,730.00	1,139,180.00	0.00	988,925.00	86,000.00	63,450.00	1,138,375.00	0.00	0.00	1,025,478.75	112,896.25	1,138,375.00	0.00	805.00	0.00	0.00
Furniture and Fixtures	5020322001	0.00	1,139,180.00	1,139,180.00	0.00	149,450.00	0.00	989,730.00	1,139,180.00	0.00	988,925.00	86,000.00	63,450.00	1,138,375.00	0.00	0.00	1,025,478.75	112,896.25	1,138,375.00	0.00	805.00	0.00	0.00
Other Supplies and Materials Expenses	5020399000	67,817,000.00	46,003,041.79	113,820,041.79	67,817,000.00	46,003,041.79	0.00	0.00	113,820,041.79	12,819,278.49	29,704,788.70	50,293,113.57	20,238,919.24	113,056,100.00	12,774,354.99	27,983,462.20	49,790,968.57	22,497,939.24	113,046,725.00	0.00	763,941.79	9,375.00	0.00
Utility Expenses	5020400000	12,602,000.00	(6,074,357.66)	6,527,642.34	12,602,000.00	(6,074,357.66)	0.00	0.00	6,527,642.34	1,454,386.12	912,086.94	1,248,036.63	2,786,270.38	6,400,780.07	1,393,067.96	973,405.10	1,213,281.63	2,791,562.38	6,371,317.07	0.00	126,862.27	29,463.00	0.00
Water Expenses	5020401000	2,501,000.00	(1,145,926.48)	1,355,073.52	2,501,000.00	(1,145,926.48)	0.00	0.0															

Department : Department of Education (DepEd)

Agency : Office of the Secretary

Operating Unit : Division of Aklan

Organization Code (UACS) : 07 001 0806001

Fund Cluster : 01 Regular Agency Fund

(e.g. UACS Fund Cluster: 01-Regular Agency Fund, 02-Foreign Assisted Projects Fund, 03-Special Account-Locally Funded/Domestic Grants Fund, and 04-Special Account-Foreign Assisted/Foreign Grants Fund)


X	Current Year Appropriations
	Supplemental Appropriations
	Continuing Appropriations


Particulars	UACS CODE	Appropriations			Allotments					Obligations					Disbursements					Balances			
		Authorized Appropriations	Adjustments (Transfer To/From, Modifications/Augmentations)	Adjusted Appropriations	Allotments Received	Adjustments (Reductions, Modifications/Augmentations)	Transfer To	Transfer From	Adjusted Allotments	1st Quarter Ending March 31	2nd Quarter Ending June 30	3rd Quarter Ending Sept. 30	4th Quarter Ending Dec. 31	TOTAL	1st Quarter Ending March 31	2nd Quarter Ending June 30	3rd Quarter Ending Sept. 30	4th Quarter Ending Dec. 31	TOTAL	Unreleased Appropriations	Unobligated Allotments	Unpaid Obligations (15-20)=(23+24)	
																						Due and Demandable	Not Yet Due and Demandable
1	2	3	4	5=(3+4)	6	7	8	9	10=[(6+(-)7)-8+9]	11	12	13	14	15=(11+12+13+14)	16	17	18	19	20=(16+17+18+19)	21=(5-10)	22=(10-15)	23	24
Security Services	5021203000	0.00	1,537,038.15	1,537,038.15	0.00	1,537,038.15	0.00	0.00	1,537,038.15	1,082,973.72	31,500.00	72,000.00	350,564.43	1,537,038.15	314,749.12	241,015.80	211,677.20	568,556.52	1,335,998.64	0.00	0.00	201,039.51	0.00
Other General Services	5021299000	1,891,000.00	(403,503.32)	1,487,496.68	1,891,000.00	(403,503.32)	0.00	0.00	1,487,496.68	648,934.20	284,245.07	128,745.81	425,571.60	1,487,496.68	648,934.20	284,245.07	128,745.81	425,571.60	1,487,496.68	0.00	0.00	0.00	0.00
Other General Services - ICT Services	5021299001	12,000.00	(12,000.00)	0.00	12,000.00	(12,000.00)	0.00	0.00	0.00	0.00	0.00	0.00	0.00	0.00	0.00	0.00	0.00	0.00	0.00	0.00	0.00	0.00	0.00
Other General Services	5021299099	1,879,000.00	(391,503.32)	1,487,496.68	1,879,000.00	(391,503.32)	0.00	0.00	1,487,496.68	648,934.20	284,245.07	128,745.81	425,571.60	1,487,496.68	648,934.20	284,245.07	128,745.81	425,571.60	1,487,496.68	0.00	0.00	0.00	0.00
Repairs and Maintenance	5021300000	16,329,000.00	(8,003,112.96)	8,325,887.04	16,329,000.00	(8,003,112.96)	0.00	0.00	8,325,887.04	1,914,437.12	883,585.64	1,254,562.93	4,237,402.75	8,289,988.44	1,894,587.12	898,635.64	1,189,012.43	4,087,168.14	8,069,403.33	0.00	35,898.60	220,585.11	0.00
Repairs and Maintenance - Buildings and Other	5021304000	15,095,000.00	(7,802,172.36)	7,292,827.64	15,095,000.00	(7,802,172.36)	0.00	0.00	7,292,827.64	1,543,236.80	797,263.56	1,086,835.68	3,829,593.00	7,256,929.04	1,543,236.80	797,263.56	1,086,835.68	3,675,432.34	7,102,768.38	0.00	35,898.60	154,160.66	0.00
Buildings	5021304001	700,000.00	6,380,826.98	7,080,826.98	700,000.00	6,380,826.98	0.00	0.00	7,080,826.98	1,543,236.80	797,263.56	1,086,835.68	3,617,592.34	7,044,928.38	1,543,236.80	797,263.56	1,086,835.68	3,617,592.34	7,044,928.38	0.00	35,898.60	0.00	0.00
School Buildings	5021304002	14,185,000.00	(14,127,160.00)	57,840.00	14,185,000.00	(14,127,160.00)	0.00	0.00	57,840.00	0.00	0.00	0.00	57,840.00	57,840.00	0.00	0.00	0.00	57,840.00	57,840.00	0.00	0.00	0.00	0.00
Other Structures	5021304099	210,000.00	(55,839.34)	154,160.66	210,000.00	(55,839.34)	0.00	0.00	154,160.66	0.00	0.00	0.00	154,160.66	154,160.66	0.00	0.00	0.00	0.00	0.00	0.00	0.00	154,160.66	0.00
Repairs and Maintenance - Machinery and	5021305000	166,000.00	521,087.32	687,087.32	166,000.00	521,087.32	0.00	0.00	687,087.32	322,886.32	68,862.00	30,437.00	264,902.00	687,087.32	303,036.32	83,912.00	35,237.00	264,902.00	687,087.32	0.00	0.00	0.00	0.00
Machinery	5021305001	0.00	659,787.32	659,787.32	0.00	659,787.32	0.00	0.00	659,787.32	303,036.32	64,062.00	29,437.00	263,252.00	659,787.32	303,036.32	64,062.00	29,437.00	263,252.00	659,787.32	0.00	0.00	0.00	0.00
Office Equipment	5021305002	73,000.00	(52,650.00)	20,350.00	73,000.00	(52,650.00)	0.00	0.00	20,350.00	19,350.00	0.00	0.00	1,000.00	20,350.00	0.00	19,350.00	0.00	1,000.00	20,350.00	0.00	0.00	0.00	0.00
Information and Communication Technology Equipment	5021305003	70,000.00	(67,850.00)	2,150.00	70,000.00	(67,850.00)	0.00	0.00	2,150.00	500.00	0.00	1,000.00	650.00	2,150.00	0.00	500.00	1,000.00	650.00	2,150.00	0.00	0.00	0.00	0.00
Other Machinery and Equipment	5021305099	23,000.00	(18,200.00)	4,800.00	23,000.00	(18,200.00)	0.00	0.00	4,800.00	0.00	4,800.00	0.00	0.00	4,800.00	0.00	0.00	4,800.00	0.00	4,800.00	0.00	0.00	0.00	0.00
Repairs and Maintenance - Transportation	5021306000	940,000.00	(815,790.72)	124,209.28	940,000.00	(815,790.72)	0.00	0.00	124,209.28	0.00	14,934.08	75,665.25	33,609.95	124,209.28	0.00	14,934.08	24,664.75	18,186.00	57,784.83	0.00	0.00	66,424.45	0.00
Motor Vehicles	5021306001	940,000.00	(815,790.72)	124,209.28	940,000.00	(815,790.72)	0.00	0.00	124,209.28	0.00	14,934.08	75,665.25	33,609.95	124,209.28	0.00	14,934.08	24,664.75	18,186.00	57,784.83	0.00	0.00	66,424.45	0.00
Repairs and Maintenance - Furniture and Fixtures	5021307000	64,000.00	(10,497.00)	53,503.00	64,000.00	(10,497.00)	0.00	0.00	53,503.00	12,814.00	0.00	1,025.00	39,664.00	53,503.00	12,814.00	0.00	1,025.00	39,664.00	53,503.00	0.00	0.00	0.00	0.00
Repairs and Maintenance - Leased Assets	5021308000	64,000.00	(64,000.00)	0.00	64,000.00	(64,000.00)	0.00	0.00	0.00	0.00	0.00	0.00	0.00	0.00	0.00	0.00	0.00	0.00	0.00	0.00	0.00	0.00	0.00
Buildings and Other Structures	5021308001	64,000.00	(64,000.00)	0.00	64,000.00	(64,000.00)	0.00	0.00	0.00	0.00	0.00	0.00	0.00	0.00	0.00	0.00	0.00	0.00	0.00	0.00	0.00	0.00	0.00
Repairs and Maintenance - Semi-Expendable	5021321000	0.00	104,240.57	104,240.57	0.00	104,240.57	0.00	0.00	104,240.57	25,000.00	2,526.00	60,600.00	16,114.57	104,240.57	25,000.00	2,526.00	41,250.00	35,464.57	104,240.57	0.00	0.00	0.00	0.00
Machinery	5021321001	0.00	44,790.57	44,790.57	0.00	44,790.57	0.00	0.00	44,790.57	25,000.00	2,526.00	1,150.00	16,114.57	44,790.57	25,000.00	2,526.00	1,150.00	16,114.57	44,790.57	0.00	0.00	0.00	0.00
Office Equipment	5021321002	0.00	59,450.00	59,450.00	0.00	59,450.00	0.00	0.00	59,450.00	0.00	0.00	59,450.00	0.00	59,450.00	0.00	0.00	40,100.00	19,350.00	59,450.00	0.00	0.00	0.00	0.00
Repairs and Maintenance - Semi-Expendable	5021322000	0.00	64,019.23	64,019.23	0.00	64,019.23	0.00	0.00	64,019.23	10,500.00	0.00	0.00	53,519.23	64,019.23	10,500.00	0.00	0.00	53,519.23	64,019.23	0.00	0.00	0.00	0.00
Furniture and Fixtures	5021322001	0.00	64,019.23	64,019.23	0.00	64,019.23	0.00	0.00	64,019.23	10,500.00	0.00	0.00	53,519.23	64,019.23	10,500.00	0.00	0.00	53,519.23	64,019.23	0.00	0.00	0.00	0.00
Financial Assistance/Subsidy	5021400000	0.00	5,145,590.57	5,145,590.57	0.00	(55,105,092.56)	(8,496,675.00)	68,747,358.13	5,145,590.57	0.00	0.00	0.00	0.00	0.00	0.00	0.00	0.00	0.00	0.00	0.00	5,145,590.57	0.00	0.00
Subsidy to Operating Units	5021408000	0.00	5,145,590.57	5,145,590.57	0.00	(55,105,092.56)	(8,496,675.00)	68,747,358.13	5,145,590.57	0.00	0.00	0.00	0.00	0.00	0.00	0.00	0.00	0.00	0.00	0.00	5,145,590.57	0.00	0.00
Taxes, Insurance Premiums and Other Fees	5021500000	664,000.00	451,114.78	1,115,114.78	664,000.00	451,114.78	0.00	0.00	1,115,114.78	332,282.50	107,013.21	164,835.34	510,983.73	1,115,114.78	332,282.50	107,013.21	164,835.34	510,983.73	1,115,114.78	0.00	0.00	0.00	0.00
Taxes, Duties and Licenses	5021501000	19,000.00	347,477.49	366,477.49	19,000.00	347,477.49	0.00	0.00	366,477.49	5,110.00	6,505.71	105,446.00	249,415.78	366,477.49	5,110.00	6,505.71	105,446.00	249,415.78	366,477.49	0.00	0.00	0.00	0.00
Taxes, Duties and Licenses	5021501001	19,000.00	347,477.49	366,477.49	19,000.00	347,477.49	0.00	0.00	366,477.49	5,110.00	6,505.71	105,446.00	249,415.78	366,477.49	5,110.00	6,505.71	105,446.00	249,415.78	366,477.49	0.00	0.00	0.00	0.00
Fidelity Bond Premiums	5021502000	564,000.00	165,421.76	729,421.76	564,000.00	165,421.76	0.00	0.00	729,421.76	327,172.50	100,507.50	53,848.01	247,893.75	729,421.76	327,172.50	100,507.50	53,848.01	247,893.75	729,421.76	0.00	0.00	0.00	0.00
Insurance Expenses	5021503000	81,000.00	(61,784.47)	19,215.53	81,000.00	(61,784.47)	0.00	0.00	19,215.53	0.00	0.00	5,541.33	13,674.20	19,215.53	0.00	0.00	5,541.33	13,674.20	19,215.53	0.00	0.00	0.00	0.00
Labor and Wages	5021600000	174,000.00	(167,200.00)	6,800.00	174,000.00	(167,200.00)	0.00	0.00	6,800.00	6,800.00	0.00	0.00	0.00	6,800.00	6,800.00	0.00	0.00	0.00	6,800.00	0.00	0.00	0.00	0.00
Labor and Wages	5021601000	174,000.00	(167,200.00)	6,800.00	174,000.00	(167,200.00)	0.00	0.00	6,800.00	6,800.00	0.00	0.00	0.00	6,800.00	6,800.00	0.00	0.00	0.00	6,800.00	0.00	0.00	0.00	0.00
Other Maintenance and Operating Expenses	5029900000	2,432,000.00	17,170,163.30	19,602,163.30	2,432,000.00	17,170,163.30	0.00	0.00	19,602,163.30	8,358,729.30	2,265,861.23	1,533,317.07	7,444,255.70	19,602,163.30	8,194,732.30	2,382,968.23	1,532,857.07	7,376,965.70	19,487,523.30	0.00	0.00	114,640.00	0.00
Advertising Expenses	5029901000	65,000.00	(65,000.00)	0.00	65,000.00	(65,000.00)	0.00	0.00	0.00	0.00	0.00	0.00	0.00	0.00	0.00	0.00	0.00	0.00	0.00	0.00	0.00	0.00	0.00
Printing and Publication Expenses	5029902000	1,980,000.00	14,917,020.34	16,897,020.34	1,980,000.00	14,917,020.34	0.00	0.00	16,897,020.34	8,025,681.57	2,083,082.27	1,444,978.21	5,343,278.29	16,897,020.34	7,929,131.57	2,163,392.27	1,442,128.21	5,348,328.29	16,882,980.34	0.00	0.00	14,040.00	0.00
Representation Expenses	5029903000	224,000.00	(169,145.00)	54,855.00	224,000.00	(169,145.00)	0.00	0.00	54,855.00	1,490.00	1,711.00	3,629.00	48,025.00	54,855.00	0.00	3,051.00	3,629.00	48,175.00	54,855.00	0.00	0.00	0.00	0.00
Transportation and Delivery Expenses	5029904000	103,000.00	1,684,457.27	1,787,457.27	103,000.00																		

Department : Department of Education (DepEd)
 Agency : Office of the Secretary
 Operating Unit : Division of Aklan
 Organization Code (UACS) : 07 001 0806001
 Fund Cluster : 01 Regular Agency Fund
 (e.g. UACS Fund Cluster: 01-Regular Agency Fund, 02-Foreign Assisted Projects Fund, 03-Special Account-Locally Funded/Domestic Grants Fund, and 04-Special Account-Foreign Assisted/Foreign Grants Fund)


X	Current Year Appropriations
	Supplemental Appropriations
	Continuing Appropriations

Particulars	UACS CODE	Appropriations			Allotments			Obligations					Disbursements					Balances					
		Authorized Appropriations	Adjustments (Transfer To/From, Modifications/ Augmentations)	Adjusted Appropriations	Allotments Received	Adjustments (Reductions, Modifications/ Augmentations)	Transfer To	Transfer From	Adjusted Allotments	1st Quarter Ending March 31	2nd Quarter Ending June 30	3rd Quarter Ending Sept. 30	4th Quarter Ending Dec. 31	TOTAL	1st Quarter Ending March 31	2nd Quarter Ending June 30	3rd Quarter Ending Sept. 30	4th Quarter Ending Dec. 31	TOTAL	Unreleased Appropriations	Unobligated Allotments	Unpaid Obligations (15-20)=(23+24)	
																						Due and Demandable	Not Yet Due and Demandable
1	2	3	4	5=(3+4)	6	7	8	9	10=[(6+(-)7)-8+9]	11	12	13	14	15=(11+12+13+14)	16	17	18	19	20=(16+17+18+19)	21=(5-10)	22=(10-15)	23	24
Machinery and Equipment Outlay	5060405000	0.00	2,321,920.00	2,321,920.00	0.00	0.00	0.00	2,321,920.00	2,321,920.00	0.00	0.00	399,250.00	1,321,920.00	1,721,170.00	0.00	0.00	0.00	344,000.00	344,000.00	0.00	600,750.00	0.00	1,377,170.00
Information and Communication Technology Equipment	5060405003	0.00	1,000,000.00	1,000,000.00	0.00	0.00	0.00	1,000,000.00	1,000,000.00	0.00	0.00	399,250.00	0.00	399,250.00	0.00	0.00	0.00	344,000.00	344,000.00	0.00	600,750.00	0.00	55,250.00
Technical and Scientific Equipment	5060405014	0.00	1,321,920.00	1,321,920.00	0.00	0.00	0.00	1,321,920.00	1,321,920.00	0.00	0.00	0.00	1,321,920.00	1,321,920.00	0.00	0.00	0.00	0.00	0.00	0.00	0.00	0.00	1,321,920.00
B. AUTOMATIC APPROPRIATIONS		202,449,000.00	6,211,769.97	208,660,769.97	209,054,446.00	(393,676.03)	0.00	0.00	208,660,769.97	50,734,553.34	51,959,732.47	50,649,968.22	52,671,490.19	206,015,744.22	47,620,179.39	53,645,093.31	50,335,638.66	54,409,851.47	206,010,762.83	0.00	2,645,025.75	4,981.39	0.00
Retirement and Life Insurance Premiums		202,449,000.00	6,211,769.97	208,660,769.97	209,054,446.00	(393,676.03)	0.00	0.00	208,660,769.97	50,734,553.34	51,959,732.47	50,649,968.22	52,671,490.19	206,015,744.22	47,620,179.39	53,645,093.31	50,335,638.66	54,409,851.47	206,010,762.83	0.00	2,645,025.75	4,981.39	0.00
C. SPECIAL PURPOSE FUNDS		0.00	67,531,424.00	67,531,424.00	0.00	67,531,424.00	0.00	0.00	67,531,424.00	64,703,061.27	2,634,898.41	14,903.00	178,561.32	67,531,424.00	64,703,061.27	2,634,898.41	14,903.00	178,561.32	67,531,424.00	0.00	0.00	0.00	0.00
Miscellaneous Personnel Benefits Fund		0.00	67,531,424.00	67,531,424.00	0.00	67,531,424.00	0.00	0.00	67,531,424.00	64,703,061.27	2,634,898.41	14,903.00	178,561.32	67,531,424.00	64,703,061.27	2,634,898.41	14,903.00	178,561.32	67,531,424.00	0.00	0.00	0.00	0.00
Other Compensation	5010200000	0.00	67,352,862.68	67,352,862.68	0.00	67,352,862.68	0.00	0.00	67,352,862.68	64,703,061.27	2,634,898.41	14,903.00	0.00	67,352,862.68	64,703,061.27	2,634,898.41	14,903.00	0.00	67,352,862.68	0.00	0.00	0.00	0.00
Other Bonuses and Allowances		0.00	67,352,862.68	67,352,862.68	0.00	67,352,862.68	0.00	0.00	67,352,862.68	64,703,061.27	2,634,898.41	14,903.00	0.00	67,352,862.68	64,703,061.27	2,634,898.41	14,903.00	0.00	67,352,862.68	0.00	0.00	0.00	0.00
Performance Based Bonus - Civilian	5010299014	0.00	67,352,862.68	67,352,862.68	0.00	67,352,862.68	0.00	0.00	67,352,862.68	64,703,061.27	2,634,898.41	14,903.00	0.00	67,352,862.68	64,703,061.27	2,634,898.41	14,903.00	0.00	67,352,862.68	0.00	0.00	0.00	0.00
Other Personnel Benefits	5010400000	0.00	178,561.32	178,561.32	0.00	178,561.32	0.00	0.00	178,561.32	0.00	0.00	0.00	178,561.32	178,561.32	0.00	0.00	0.00	178,561.32	178,561.32	0.00	0.00	0.00	0.00
Other Personnel Benefits	5010499099	0.00	178,561.32	178,561.32	0.00	178,561.32	0.00	0.00	178,561.32	0.00	0.00	0.00	178,561.32	178,561.32	0.00	0.00	0.00	178,561.32	178,561.32	0.00	0.00	0.00	0.00
GRAND TOTAL		2,582,718,000.00	415,679,022.41	2,998,397,022.41	2,664,298,735.00	66,060,212.82	(20,399,499.00)	288,437,573.59	2,998,397,022.41	621,515,963.37	743,177,084.90	621,091,151.54	944,259,959.69	2,930,044,159.50	605,349,453.92	736,126,190.09	599,412,586.20	948,888,081.98	2,889,776,312.19	0.00	68,352,862.91	17,227,932.36	23,039,914.95

Certified Correct:

 ANN RAYSHELLE L. NADUA
 Accountant II, OIC Office of the Budget Unit
 Date: 2023-01-25 09:24:12

Certified Correct:

 MARISSA A. JIZMUNDO
 Accountant III
 Date: 2023-01-25 09:24:12

Recommending Approval:
 N/A
 N/A
 Date:

Approved By:

 FELICIANO G. BUENAFE JR., CESO VI
 Schools Division Superintendent
 Date: 2023-01-25 09:19:48