


FY 2025 MONTHLY DISBURSEMENT PROGRAM
(In Thousand Pesos)


Department : Department of Education (DepEd)
 Agency/Entity : Office of the Secretary
 Operating Unit : Division of Aklan
 Organization Code (UACS) : 07 001 0806001

Particulars	UACS CODE	Total Programs	Tax Remittance Advice (TRA)	Net Program	Full Year Requirement																
					QUARTER 1				QUARTER 2				QUARTER 3				QUARTER 4				Full Year
					January	February	March	Sub Total	April	May	June	Sub Total	July	August	September	Sub Total	October	November	December	Sub Total	Total
1	2	3	4	5	6	7	8	9=6+7+8	10	11	12	13=10+11+12	14	15	16	17=14+15+16	18	19	20	21=18+19+20	22
I. NOTICE OF CASH ALLOCATION		3,172,417	97,702	3,074,715	241,703	214,272	207,297	663,272	313,803	365,639	190,097	869,539	313,090	205,407	190,097	708,594	231,049	387,313	214,948	833,310	3,074,715
A. Fiscal Year's (FY) Budget		3,024,753	89,664	2,935,089	241,703	190,097	207,297	639,097	275,413	365,639	190,097	831,149	236,029	205,407	190,097	631,533	231,049	387,313	214,948	833,310	2,935,089
New GAA		2,796,177	89,664	2,706,513	222,658	171,052	188,252	581,962	256,368	346,594	171,052	774,014	216,984	186,362	171,052	574,398	212,004	368,268	195,867	776,139	2,706,513
GAAAO (ANNEX A)		2,796,177	89,664	2,706,513	222,658	171,052	188,252	581,962	256,368	346,594	171,052	774,014	216,984	186,362	171,052	574,398	212,004	368,268	195,867	776,139	2,706,513
Specific Budgets of National Government Agencies	1 01 101	2,796,177	89,664	2,706,513	222,658	171,052	188,252	581,962	256,368	346,594	171,052	774,014	216,984	186,362	171,052	574,398	212,004	368,268	195,867	776,139	2,706,513
PS		2,521,465	88,682	2,432,783	169,228	169,224	169,224	507,676	204,112	327,957	169,224	701,293	169,224	169,224	169,224	507,672	169,224	352,877	194,041	716,142	2,432,783
MOOE		274,712	992	273,730	53,430	1,828	19,028	74,286	52,256	18,637	1,828	72,721	47,760	17,138	1,828	66,726	42,780	15,391	1,826	59,997	273,730
Automatic Appropriation		228,576	0	228,576	19,045	19,045	19,045	57,135	19,045	19,045	19,045	57,135	19,045	19,045	19,045	57,135	19,045	19,045	19,081	57,171	228,576
Retirement and Life Insurance Premiums	1 04 102	228,576	0	228,576	19,045	19,045	19,045	57,135	19,045	19,045	19,045	57,135	19,045	19,045	19,045	57,135	19,045	19,045	19,081	57,171	228,576
PS		228,576	0	228,576	19,045	19,045	19,045	57,135	19,045	19,045	19,045	57,135	19,045	19,045	19,045	57,135	19,045	19,045	19,081	57,171	228,576
B. Prior Year (PY) Obligation		147,664	8,038	139,626	0	24,175	0	24,175	38,390	0	0	38,390	77,061	0	0	77,061	0	0	0	0	139,626
Prior Year Accounts Payable		49,840	2,757	47,083	0	24,175	0	24,175	22,908	0	0	22,908	0	0	0	0	0	0	0	0	47,083
MOOE		40,183	2,153	38,030	0	21,273	0	21,273	16,757	0	0	16,757	0	0	0	0	0	0	0	0	38,030
CO		9,657	604	9,053	0	2,902	0	2,902	6,151	0	0	6,151	0	0	0	0	0	0	0	0	9,053
Not Yet Due and Demandable		97,824	5,281	92,543	0	0	0	0	15,482	0	0	15,482	77,061	0	0	77,061	0	0	0	0	92,543
MOOE		93,193	4,992	88,201	0	0	0	0	11,140	0	0	11,140	77,061	0	0	77,061	0	0	0	0	88,201
CO		4,631	289	4,342	0	0	0	0	4,342	0	0	4,342	0	0	0	0	0	0	0	0	4,342
TOTAL PROGRAM, PY OBLIGATION		147,664	8,038	139,626	0	24,175	0	24,175	38,390	0	0	38,390	77,061	0	0	77,061	0	0	0	0	139,626
MOOE		133,376	7,145	126,231	0	21,273	0	21,273	27,897	0	0	27,897	77,061	0	0	77,061	0	0	0	0	126,231
CO		14,288	893	13,395	0	2,902	0	2,902	10,493	0	0	10,493	0	0	0	0	0	0	0	0	13,395
TOTAL NCA PROGRAM		3,172,417	97,702	3,074,715	241,703	214,272	207,297	663,272	313,803	365,639	190,097	869,539	313,090	205,407	190,097	708,594	231,049	387,313	214,948	833,310	3,074,715
PS		2,750,041	88,682	2,661,359	188,273	188,269	188,269	564,811	223,157	347,002	188,269	758,428	188,269	188,269	188,269	564,807	188,269	371,922	213,122	773,313	2,661,359
MOOE		408,088	8,127	399,961	53,430	23,101	19,028	95,559	80,153	18,637	1,828	100,618	124,821	17,138	1,828	143,787	42,780	15,391	1,826	59,997	399,961
CO		14,288	893	13,395	0	2,902	0	2,902	10,493	0	0	10,493	0	0	0	0	0	0	0	0	13,395
IV. TAX REMITTANCE ADVICE		0	97,702	97,702	7,465	8,863	7,465	23,793	9,744	7,465	7,465	24,674	11,826	7,465	7,465	26,756	7,455	7,465	7,559	22,479	97,702
PS		0	88,682	88,682	7,391	7,391	7,391	22,173	7,391	7,391	7,391	22,173	7,391	7,391	7,391	22,173	7,381	7,391	7,391	22,163	88,682
MOOE		0	8,127	8,127	74	1,278	74	1,426	1,654	74	74	1,802	4,435	74	74	4,583	74	74	168	316	8,127
CO		0	893	893	0	194	0	194	699	0	0	699	0	0	0	0	0	0	0	0	893
V. TOTAL DISBURSEMENT PROGRAM		3,172,417	97,702	3,074,715	249,168	223,135	214,762	687,065	323,547	373,104	197,562	894,213	324,916	212,872	197,562	735,350	238,504	394,778	222,507	855,789	3,172,417
PS		2,750,041	88,682	2,661,359	195,664	195,660	195,660	586,984	230,548	354,393	195,660	780,601	195,660	195,660	195,660	586,980	195,650	379,313	220,513	795,476	2,750,041
MOOE		408,088	8,127	399,961	53,504	24,379	19,102	96,985	81,807	18,711	1,902	102,420	129,256	17,212	1,902	148,370	42,854	15,465	1,994	60,313	408,088
CO		14,288	893	13,395	0	3,096	0	3,096	11,192	0	0	11,192	0	0	0	0	0	0	0	0	14,288


Department : Department of Education (DepEd)
 Agency/Entity : Office of the Secretary
 Operating Unit : Division of Aklan
 Organization Code (UACS) : 07 001 0806001

Particulars	UACS CODE	Total Programs	Tax Remittance Advice (TRA)	Net Program	Full Year Requirement																
					QUARTER 1				QUARTER 2				QUARTER 3				QUARTER 4				Full Year
					January	February	March	Sub Total	April	May	June	Sub Total	July	August	September	Sub Total	October	November	December	Sub Total	Total
1	2	3	4	5	6	7	8	9=6+7+8	10	11	12	13=10+11+12	14	15	16	17=14+15+16	18	19	20	21=18+19+20	22

Certified Correct:

 ANN RAYSHELLE L. NADUA
 Administrative Officer V (Budget Officer III)
 Date: November 22, 2024 02:29 PM

Certified Correct:

 MARISSA A. NIZMUNDO
 Accountant III
 Date: November 22, 2024 02:29 PM

Recommending Approval By:
 N/A
 N/A
 Date: November 22, 2024 03:22 PM

Approved By:

 FELICIANO C. BUENAFLOR JR. CESO VI
 Schools Division Superintendent
 Date: