

**STATEMENT OF APPROPRIATIONS, ALLOTMENTS, OBLIGATIONS, DISBURSEMENTS AND BALANCES**  
**As at the Quarter Ending December 31, 2024**

Department : Department of Education (DepEd)  
 Agency/Entity : Office of the Secretary  
 Operating Unit : Division of Aklan  
 Organization Code (UACS) : 07 001 0806001  
 Fund Cluster : 01 - Regular Agency Fund  
 (e.g. UACS Fund Cluster: 01-Regular Agency Fund, 02-Foreign Assisted Projects Fund, 03-Special Account-Locally Funded/Domestic Grants Fund, and 04-Special Account-Foreign Assisted/Foreign Grants Fund)

X	Current Year Appropriations
	Supplemental Appropriations
	Continuing Appropriations

Particulars	UACS CODE	Appropriations				Allotments				Current Year Obligations					Current Year Disbursements					Balances				
		Authorized Appropriations	Adjustments (Transfer To/From, Modifications/Augmentations)	Adjusted Appropriations	Allotments Received	Adjustments (Reductions, Modifications/Augmentations)	Transfer To	Transfer From	Adjusted Allotments	1st Quarter Ending March 31	2nd Quarter Ending June 30	3rd Quarter Ending September 30	4th Quarter Ending December 31	Total	1st Quarter Ending March 31	2nd Quarter Ending June 30	3rd Quarter Ending September 30	4th Quarter Ending December 31	Total	Unreleased Appropriations	Unobligated Allotments	Unpaid Obligations (15-20)=(23+24)		
																						Due and Demandable	Not Yet Due and Demandable	
1	2	3	4	5=(3+4)	6	7	8	9	10=[(8+)-(7)-8+9]	11	12	13	14	15=(11+12+13+14)	16	17	18	19	20=(16+17+18+19)	21	22	23	24	
<b>I. Agency Specific Budget</b>		<b>2,665,943,000.00</b>	<b>421,464,592.11</b>	<b>3,087,407,592.11</b>	<b>2,727,474,700.00</b>	<b>33,323,069.17</b>	<b>(54,443,011.25)</b>	<b>381,052,834.19</b>	<b>3,087,407,592.11</b>	<b>573,662,222.49</b>	<b>792,636,713.99</b>	<b>656,902,633.78</b>	<b>959,543,428.34</b>	<b>2,982,744,998.60</b>	<b>557,000,240.25</b>	<b>752,458,570.79</b>	<b>633,187,434.86</b>	<b>972,148,803.01</b>	<b>2,914,795,048.91</b>	<b>0.00</b>	<b>104,662,593.51</b>	<b>20,139,378.58</b>	<b>47,810,571.11</b>	
General Administration and Support	10000000000000000000	80,497,000.00	42,914,846.42	123,411,846.42	80,497,000.00	33,323,069.17	(784,000.00)	10,375,777.25	123,411,846.42	20,801,981.11	24,557,648.83	21,727,237.95	47,846,968.63	114,933,836.52	15,830,036.46	23,833,483.50	24,082,749.30	46,897,774.98	110,644,044.24	0.00	8,478,009.90	4,213,612.28	76,180.00	
General Management and Supervision	1000001000001000	80,497,000.00	39,410,846.42	119,907,846.42	80,497,000.00	33,323,069.17	0.00	6,087,777.25	119,907,846.42	20,801,981.11	24,557,648.83	20,118,737.95	46,002,468.63	111,480,836.52	15,830,036.46	23,833,483.50	22,474,249.30	45,136,774.98	107,274,544.24	0.00	8,427,009.90	4,130,112.28	76,180.00	
PS		65,410,000.00	35,444,744.42	100,854,744.42	65,410,000.00	33,323,069.17	0.00	2,121,675.25	100,854,744.42	14,970,458.86	21,299,965.76	17,080,719.80	41,698,630.53	95,049,774.95	14,886,333.32	21,285,522.57	17,159,888.53	41,306,420.46	94,638,164.88	0.00	5,804,969.47	411,610.07	0.00	
MOOE		15,087,000.00	3,966,102.00	19,053,102.00	15,087,000.00	0.00	0.00	3,966,102.00	19,053,102.00	5,831,522.25	3,257,683.07	3,038,018.15	4,303,838.10	16,431,061.57	943,703.14	2,547,960.93	5,314,360.77	3,830,354.52	12,636,379.36	0.00	2,622,040.43	3,718,502.21	76,180.00	
Administration of Personnel Benefits	1000001000002000	0.00	3,504,000.00	3,504,000.00	0.00	0.00	(784,000.00)	4,288,000.00	3,504,000.00	0.00	0.00	1,608,500.00	1,844,500.00	3,453,000.00	0.00	0.00	1,608,500.00	1,761,000.00	3,369,500.00	0.00	51,000.00	83,500.00	0.00	
PS		0.00	3,504,000.00	3,504,000.00	0.00	0.00	(784,000.00)	4,288,000.00	3,504,000.00	0.00	0.00	1,608,500.00	1,844,500.00	3,453,000.00	0.00	0.00	1,608,500.00	1,761,000.00	3,369,500.00	0.00	51,000.00	83,500.00	0.00	
Sub-Total, General Administration and Support		80,497,000.00	42,914,846.42	123,411,846.42	80,497,000.00	33,323,069.17	(784,000.00)	10,375,777.25	123,411,846.42	20,801,981.11	24,557,648.83	21,727,237.95	47,846,968.63	114,933,836.52	15,830,036.46	23,833,483.50	24,082,749.30	46,897,774.98	110,644,044.24	0.00	8,478,009.90	4,213,612.28	76,180.00	
PS		65,410,000.00	38,948,744.42	104,358,744.42	65,410,000.00	33,323,069.17	(784,000.00)	6,409,675.25	104,358,744.42	14,970,458.86	21,299,965.76	18,689,219.80	43,543,130.53	98,502,774.95	14,886,333.32	21,285,522.57	18,768,388.53	43,067,420.46	98,007,664.88	0.00	5,855,969.47	495,110.07	0.00	
MOOE		15,087,000.00	3,966,102.00	19,053,102.00	15,087,000.00	0.00	0.00	3,966,102.00	19,053,102.00	5,831,522.25	3,257,683.07	3,038,018.15	4,303,838.10	16,431,061.57	943,703.14	2,547,960.93	5,314,360.77	3,830,354.52	12,636,379.36	0.00	2,622,040.43	3,718,502.21	76,180.00	
FinEx (if Applicable)		0.00	0.00	0.00	0.00	0.00	0.00	0.00	0.00	0.00	0.00	0.00	0.00	0.00	0.00	0.00	0.00	0.00	0.00	0.00	0.00	0.00	0.00	0.00
CO		0.00	0.00	0.00	0.00	0.00	0.00	0.00	0.00	0.00	0.00	0.00	0.00	0.00	0.00	0.00	0.00	0.00	0.00	0.00	0.00	0.00	0.00	
Support to Operations	200000000000000000	3,069,000.00	17,548,008.00	20,617,008.00	3,069,000.00	0.00	(814,839.00)	18,362,847.00	20,617,008.00	743,140.23	1,607,544.13	1,870,487.95	5,541,039.16	9,762,211.47	743,140.23	1,604,304.13	1,819,678.04	1,164,344.38	5,331,466.78	0.00	10,854,796.53	974,585.29	3,456,159.40	
Physical fitness and school sports	2000001000001000	0.00	6,720,600.00	6,720,600.00	0.00	0.00	0.00	6,720,600.00	6,720,600.00	0.00	0.00	123,500.00	905,441.56	1,028,941.56	0.00	0.00	123,500.00	68,201.56	191,701.56	0.00	5,691,658.44	13,750.00	823,490.00	
MOOE		0.00	6,720,600.00	6,720,600.00	0.00	0.00	0.00	6,720,600.00	6,720,600.00	0.00	0.00	123,500.00	905,441.56	1,028,941.56	0.00	0.00	123,500.00	68,201.56	191,701.56	0.00	5,691,658.44	13,750.00	823,490.00	
Leamer Support Programs	2000001000006000	3,069,000.00	2,337,408.00	5,406,408.00	3,069,000.00	0.00	(814,839.00)	3,152,247.00	5,406,408.00	743,140.23	1,566,718.29	1,466,860.98	1,353,114.44	5,129,833.94	743,140.23	1,566,718.29	1,424,811.07	954,243.91	4,688,913.50	0.00	276,574.06	42,051.04	398,869.40	
PS		3,069,000.00	1,386,613.00	4,455,613.00	3,069,000.00	0.00	(814,839.00)	2,201,452.00	4,455,613.00	743,140.23	1,564,515.29	1,460,827.98	687,129.50	4,455,613.00	743,140.23	1,564,515.29	1,424,811.07	723,146.41	4,455,613.00	0.00	0.00	0.00	0.00	
MOOE		0.00	950,795.00	950,795.00	0.00	0.00	0.00	950,795.00	950,795.00	0.00	2,203.00	6,033.00	665,984.94	674,220.94	0.00	2,203.00	0.00	231,097.50	233,300.50	0.00	276,574.06	42,051.04	398,869.40	
Building Partnerships and Linkages Program	2000001000007000	0.00	190,000.00	190,000.00	0.00	0.00	0.00	190,000.00	190,000.00	0.00	0.00	190,000.00	0.00	190,000.00	0.00	0.00	178,000.00	12,000.00	190,000.00	0.00	0.00	0.00	0.00	
MOOE		0.00	190,000.00	190,000.00	0.00	0.00	0.00	190,000.00	190,000.00	0.00	0.00	190,000.00	0.00	190,000.00	0.00	0.00	178,000.00	12,000.00	190,000.00	0.00	0.00	0.00	0.00	
Disaster Preparedness and Response Program	2000001000100000	0.00	7,986,000.00	7,986,000.00	0.00	0.00	0.00	7,986,000.00	7,986,000.00	0.00	40,825.84	90,126.97	3,282,483.16	3,413,435.97	0.00	37,585.84	93,366.97	129,898.91	260,851.72	0.00	4,572,564.03	918,784.25	2,233,800.00	
MOOE		0.00	7,986,000.00	7,986,000.00	0.00	0.00	0.00	7,986,000.00	7,986,000.00	0.00	40,825.84	90,126.97	3,282,483.16	3,413,435.97	0.00	37,585.84	93,366.97	129,898.91	260,851.72	0.00	4,572,564.03	918,784.25	2,233,800.00	
Organizational and Professional Development for Non-Teaching Personnel	2000001000110000	0.00	314,000.00	314,000.00	0.00	0.00	0.00	314,000.00	314,000.00	0.00	0.00	0.00	0.00	0.00	0.00	0.00	0.00	0.00	0.00	0.00	0.00	314,000.00	0.00	0.00
MOOE		0.00	314,000.00	314,000.00	0.00	0.00	0.00	314,000.00	314,000.00	0.00	0.00	0.00	0.00	0.00	0.00	0.00	0.00	0.00	0.00	0.00	0.00	314,000.00	0.00	0.00

Department : Department of Education (DepEd)  
 Agency/Entity : Office of the Secretary  
 Operating Unit : Division of Aklan  
 Organization Code (UAACS) : 07 001 0806001  
 Fund Cluster : 01 - Regular Agency Fund

(e.g. UAACS Fund Cluster: 01-Regular Agency Fund, 02-Foreign Assisted Projects Fund, 03-Special Account-Locally Funded/Domestic Grants Fund, and 04-Special Account-Foreign Assisted/Foreign Grants Fund)

X	Current Year Appropriations
	Supplemental Appropriations
	Continuing Appropriations

Particulars	UAACS CODE	Appropriations			Allotments			Current Year Obligations					Current Year Disbursements					Balances					
		Authorized Appropriations	Adjustments (Transfer To/From, Modifications/Augmentations)	Adjusted Appropriations	Allotments Received	Adjustments (Reductions, Modifications/Augmentations)	Transfer To	Transfer From	Adjusted Allotments	1st Quarter Ending March 31	2nd Quarter Ending June 30	3rd Quarter Ending September 30	4th Quarter Ending December 31	Total	1st Quarter Ending March 31	2nd Quarter Ending June 30	3rd Quarter Ending September 30	4th Quarter Ending December 31	Total	Unreleased Appropriations	Unobligated Allotments	Unpaid Obligations (15-20)=(23+24)	
		3	4	5=(3+4)	6	7	8	9	10=(6+7-8+9)	11	12	13	14	15=(11+12+13+14)	16	17	18	19	20=(16+17+18+19)	21	22	23	24
Sub-Total, Support to Operations		3,069,000.00	17,548,008.00	20,617,008.00	3,069,000.00	0.00	(814,839.00)	18,362,847.00	20,617,008.00	743,140.23	1,607,544.13	1,870,487.95	5,541,039.16	9,762,211.47	743,140.23	1,604,304.13	1,819,678.04	1,164,344.38	5,331,466.78	0.00	10,854,796.53	974,585.29	3,456,159.40
PS		3,069,000.00	1,386,613.00	4,455,613.00	3,069,000.00	0.00	(814,839.00)	2,201,452.00	4,455,613.00	743,140.23	1,564,515.29	1,460,827.98	687,129.50	4,455,613.00	743,140.23	1,564,515.29	1,424,811.07	723,146.41	4,455,613.00	0.00	0.00	0.00	0.00
MOOE		0.00	16,161,395.00	16,161,395.00	0.00	0.00	0.00	16,161,395.00	16,161,395.00	0.00	43,028.84	409,659.97	4,853,909.66	5,306,598.47	0.00	39,788.84	394,866.97	441,197.97	875,853.78	0.00	10,854,796.53	974,585.29	3,456,159.40
FinEx (if Applicable)		0.00	0.00	0.00	0.00	0.00	0.00	0.00	0.00	0.00	0.00	0.00	0.00	0.00	0.00	0.00	0.00	0.00	0.00	0.00	0.00	0.00	0.00
CO		0.00	0.00	0.00	0.00	0.00	0.00	0.00	0.00	0.00	0.00	0.00	0.00	0.00	0.00	0.00	0.00	0.00	0.00	0.00	0.00	0.00	0.00
Operations	300000000000000000	2,582,377,000.00	361,001,737.69	2,943,378,737.69	2,643,908,700.00	0.00	(52,844,172.25)	352,314,209.94	2,943,378,737.69	552,117,101.15	766,471,521.03	633,304,907.88	906,155,420.55	2,858,048,950.61	540,427,063.56	727,020,783.16	607,285,007.52	924,086,683.65	2,798,819,537.89	0.00	85,329,787.08	14,951,181.01	44,278,231.71
CO - Access to every Filipino to an enhanced basic education program enabling them to prepare for further education and the world of work pathway.		2,582,377,000.00	361,001,737.69	2,943,378,737.69	2,643,908,700.00	0.00	(52,844,172.25)	352,314,209.94	2,943,378,737.69	552,117,101.15	766,471,521.03	633,304,907.88	906,155,420.55	2,858,048,950.61	540,427,063.56	727,020,783.16	607,285,007.52	924,086,683.65	2,798,819,537.89	0.00	85,329,787.08	14,951,181.01	44,278,231.71
EDUCATION POLICY DEVELOPMENT PROGRAM		34,127,000.00	9,808,649.00	43,935,649.00	34,127,000.00	0.00	0.00	9,808,649.00	43,935,649.00	8,117,534.57	11,079,623.35	9,500,955.41	8,739,971.35	37,438,084.68	8,036,346.33	10,985,645.14	8,816,526.30	9,333,850.31	37,172,368.08	0.00	6,497,564.32	265,716.60	0.00
National Assessment Systems for Basic Education	310100100001000	0.00	617,485.00	617,485.00	0.00	0.00	0.00	617,485.00	617,485.00	0.00	129,235.50	148,709.50	334,800.00	612,745.00	0.00	40,355.50	142,989.50	429,400.00	612,745.00	0.00	4,740.00	0.00	0.00
MOOE		0.00	617,485.00	617,485.00	0.00	0.00	0.00	617,485.00	617,485.00	0.00	129,235.50	148,709.50	334,800.00	612,745.00	0.00	40,355.50	142,989.50	429,400.00	612,745.00	0.00	4,740.00	0.00	0.00
Policy and Research Program	310100100002000	8,573,000.00	86,360.00	8,659,360.00	8,573,000.00	0.00	0.00	86,360.00	8,659,360.00	2,809,003.64	3,146,334.25	1,986,656.67	689,315.44	8,631,310.00	2,727,815.40	3,201,816.80	2,011,262.36	673,215.44	8,614,110.00	0.00	28,050.00	17,200.00	0.00
PS		8,573,000.00	0.00	8,573,000.00	8,573,000.00	0.00	0.00	0.00	8,573,000.00	2,809,003.64	3,146,334.25	1,983,841.67	653,820.44	8,573,000.00	2,727,815.40	3,201,816.80	1,988,447.36	654,920.44	8,573,000.00	0.00	0.00	0.00	0.00
MOOE		0.00	86,360.00	86,360.00	0.00	0.00	0.00	86,360.00	86,360.00	0.00	22,815.00	35,495.00	58,310.00	0.00	0.00	22,815.00	18,295.00	41,110.00	0.00	28,050.00	17,200.00	0.00	
Basic Education Curriculum	310100100003000	0.00	8,837,753.00	8,837,753.00	0.00	0.00	0.00	8,837,753.00	8,837,753.00	0.00	0.00	2,314,087.12	64,844.98	2,378,932.10	0.00	1,612,972.32	735,383.18	2,348,355.50	0.00	6,458,820.90	30,576.60	0.00	
MOOE		0.00	8,837,753.00	8,837,753.00	0.00	0.00	0.00	8,837,753.00	8,837,753.00	0.00	0.00	2,314,087.12	64,844.98	2,378,932.10	0.00	1,612,972.32	735,383.18	2,348,355.50	0.00	6,458,820.90	30,576.60	0.00	
Curricular programs, learning management models, standards and strategy development	310100100004000	25,554,000.00	0.00	25,554,000.00	25,554,000.00	0.00	0.00	0.00	25,554,000.00	5,308,530.93	7,804,053.60	5,044,380.13	7,397,035.34	25,554,000.00	5,308,530.93	7,743,472.84	5,042,180.13	7,459,816.10	25,554,000.00	0.00	0.00	0.00	0.00
PS		25,554,000.00	0.00	25,554,000.00	25,554,000.00	0.00	0.00	0.00	25,554,000.00	5,308,530.93	7,804,053.60	5,044,380.13	7,397,035.34	25,554,000.00	5,308,530.93	7,743,472.84	5,042,180.13	7,459,816.10	25,554,000.00	0.00	0.00	0.00	0.00
Development and Promotion of Campus Journalism	310100100005000	0.00	47,051.00	47,051.00	0.00	0.00	0.00	47,051.00	47,051.00	0.00	0.00	7,121.99	36,035.59	43,157.58	0.00	7,121.99	36,035.59	43,157.58	0.00	3,893.42	0.00	0.00	
MOOE		0.00	47,051.00	47,051.00	0.00	0.00	0.00	47,051.00	47,051.00	0.00	0.00	7,121.99	36,035.59	43,157.58	0.00	7,121.99	36,035.59	43,157.58	0.00	3,893.42	0.00	0.00	
Early Language Literacy and Numeracy	310100100007000	0.00	220,000.00	220,000.00	0.00	0.00	0.00	220,000.00	220,000.00	0.00	0.00	0.00	217,940.00	217,940.00	0.00	0.00	0.00	0.00	0.00	0.00	2,060.00	217,940.00	0.00
MOOE		0.00	220,000.00	220,000.00	0.00	0.00	0.00	220,000.00	220,000.00	0.00	0.00	0.00	217,940.00	217,940.00	0.00	0.00	0.00	0.00	0.00	0.00	2,060.00	217,940.00	0.00
BASIC EDUCATION INPUTS PROGRAM		0.00	215,116,638.94	215,116,638.94	61,531,700.00	0.00	(30,474,000.00)	184,058,938.94	215,116,638.94	0.00	26,261,424.32	19,360,368.97	159,868,349.91	205,490,143.20	0.00	15,000.00	12,410,200.52	178,537,442.24	190,962,642.76	0.00	9,626,495.74	10,444,689.90	4,082,831.44
New School Personnel Positions	310200100002000	0.00	164,769,700.00	164,769,700.00	61,531,700.00	0.00	(30,474,000.00)	133,712,000.00	164,769,700.00	0.00	0.00	9,474,892.97	155,294,807.03	164,769,700.00	0.00	0.00	6,276,104.34	158,407,755.60	164,683,859.94	0.00	0.00	85,840.06	0.00
PS		0.00	164,769,700.00	164,769,700.00	61,531,700.00	0.00	(30,474,000.00)	133,712,000.00	164,769,700.00	0.00	0.00	9,474,892.97	155,294,807.03	164,769,700.00	0.00	0.00	6,276,104.34	158,407,755.60	164,683,859.94	0.00	0.00	85,840.06	0.00
Learning Tools and Equipment	310200100003000	0.00	8,752,487.00	8,752,487.00	0.00	0.00	0.00	8,752,487.00	8,752,487.00	0.00	0.00	0.00	0.00	0.00	0.00	0.00	0.00	0.00	0.00	0.00	8,752,487.00	0.00	0.00
MOOE		0.00	8,752,487.00	8,752,487.00	0.00	0.00	0.00	8,752,487.00	8,752,487.00	0.00	0.00	0.00	0.00	0.00	0.00	0.00	0.00	0.00	0.00	0.00	8,752,487.00	0.00	0.00
Textbooks and other Instructional Materials	310200100004000	0.00	1,654,730.00	1,654,730.00	0.00	0.00	0.00	1,654,730.00	1,654,730.00	0.00	15,000.00	1,323,476.00	58,467.44	1,396,943.44	0.00	15,000.00	17,856.00	56,847.44	89,703.44	0.00	257,786.56	1,307,240.00	0.00
MOOE		0.00	1,654,730.00	1,654,730.00	0.00	0.00	0.00	1,654,730.00	1,654,730.00	0.00	15,000.00	1,323,476.00	58,467.44	1,396,943.44	0.00	15,000.00	17,856.00	56,847.44	89,703.44	0.00	257,786.56	1,307,240.00	0.00
Computerization Program	310200100005000	0.00	500,000.00	500,000.00	0.00	0.00	0.00	500,000.00	500,000.00	0.00	0.00	0.00	432,244.00	432,244.00	0.00	0.00	0.00	0.00	0.00	0.00	67,756.00	432,244.00	0.00

Department : Department of Education (DepEd)  
 Agency/Entity : Office of the Secretary  
 Operating Unit : Division of Aklan  
 Organization Code (UACS) : 07 001 0806001  
 Fund Cluster : 01 - Regular Agency Fund

(e.g. UACS Fund Cluster: 01-Regular Agency Fund, 02-Foreign Assisted Projects Fund, 03-Special Account-Locally Funded/Domestic Grants Fund, and 04-Special Account-Foreign Assisted/Foreign Grants Fund)

X	Current Year Appropriations
	Supplemental Appropriations
	Continuing Appropriations

Particulars	UACS CODE	Appropriations			Allotments						Current Year Obligations					Current Year Disbursements					Balances			
		Authorized Appropriations	Adjustments (Transfer To/From, Modifications/Augmentations)	Adjusted Appropriations	Allotments Received	Adjustments (Reductions, Modifications/Augmentations)	Transfer To	Transfer From	Adjusted Allotments	1st Quarter Ending March 31	2nd Quarter Ending June 30	3rd Quarter Ending September 30	4th Quarter Ending December 31	Total	1st Quarter Ending March 31	2nd Quarter Ending June 30	3rd Quarter Ending September 30	4th Quarter Ending December 31	Total	Unreleased Appropriations	Unobligated Allotments	Unpaid Obligations (15-20)=(23-24)		
1	2	3	4	5=(3+4)	6	7	8	9	10=(6)-(7)-(8+9)	11	12	13	14	15=(11+12+13+14)	16	17	18	19	20=(16+17+18+19)	21	22	23	24	
MOOE		0.00	500,000.00	500,000.00	0.00	0.00	0.00	500,000.00	500,000.00	0.00	0.00	0.00	432,244.00	432,244.00	0.00	0.00	0.00	0.00	0.00	0.00	67,756.00	432,244.00	0.00	0.00
Basic Education Facilities	310200100006000	0.00	10,417,321.10	10,417,321.10	0.00	0.00	0.00	10,417,321.10	10,417,321.10	0.00	5,786,023.48	0.00	4,082,831.44	9,868,854.92	0.00	0.00	3,047,180.05	1,707,027.72	4,754,207.77	0.00	548,466.18	1,031,815.71	4,082,831.44	0.00
CO		0.00	10,417,321.10	10,417,321.10	0.00	0.00	0.00	10,417,321.10	10,417,321.10	0.00	5,786,023.48	0.00	4,082,831.44	9,868,854.92	0.00	0.00	3,047,180.05	1,707,027.72	4,754,207.77	0.00	548,466.18	1,031,815.71	4,082,831.44	0.00
Conservation and restoration of Gabaldon and other heritage school buildings	310200100007000	0.00	8,562,000.00	8,562,000.00	0.00	0.00	0.00	8,562,000.00	8,562,000.00	0.00	0.00	8,562,000.00	0.00	8,562,000.00	0.00	0.00	0.00	6,549,930.00	6,549,930.00	0.00	0.00	2,012,070.00	0.00	0.00
CO		0.00	8,562,000.00	8,562,000.00	0.00	0.00	0.00	8,562,000.00	8,562,000.00	0.00	0.00	8,562,000.00	0.00	8,562,000.00	0.00	0.00	0.00	6,549,930.00	6,549,930.00	0.00	0.00	2,012,070.00	0.00	0.00
Last Mile Schools Program	310200100001000	0.00	20,460,400.84	20,460,400.84	0.00	0.00	0.00	20,460,400.84	20,460,400.84	0.00	20,460,400.84	0.00	0.00	20,460,400.84	0.00	0.00	3,069,060.13	11,815,881.48	14,884,941.61	0.00	0.00	5,575,459.23	0.00	0.00
CO		0.00	20,460,400.84	20,460,400.84	0.00	0.00	0.00	20,460,400.84	20,460,400.84	0.00	20,460,400.84	0.00	0.00	20,460,400.84	0.00	0.00	3,069,060.13	11,815,881.48	14,884,941.61	0.00	0.00	5,575,459.23	0.00	0.00
INCLUSIVE EDUCATION PROGRAM		0.00	6,774,457.00	6,774,457.00	0.00	0.00	(69,000.00)	6,843,457.00	6,774,457.00	0.00	0.00	1,137,145.04	2,104,991.74	3,242,136.78	0.00	0.00	173,386.52	2,061,299.46	2,234,685.98	0.00	3,532,320.22	1,007,450.80	0.00	0.00
Multigrade Education	310300100001000	0.00	1,111,576.00	1,111,576.00	0.00	0.00	0.00	1,111,576.00	1,111,576.00	0.00	0.00	925,738.52	124,167.57	1,049,906.09	0.00	0.00	31,980.00	126,528.41	158,508.41	0.00	61,669.91	891,397.68	0.00	0.00
MOOE		0.00	1,111,576.00	1,111,576.00	0.00	0.00	0.00	1,111,576.00	1,111,576.00	0.00	0.00	925,738.52	124,167.57	1,049,906.09	0.00	0.00	31,980.00	126,528.41	158,508.41	0.00	61,669.91	891,397.68	0.00	0.00
Indigenous Peoples Education (IPEd) Program	310300100002000	0.00	570,000.00	570,000.00	0.00	0.00	0.00	570,000.00	570,000.00	0.00	0.00	6,406.52	0.00	6,406.52	0.00	0.00	6,406.52	0.00	6,406.52	0.00	563,593.48	0.00	0.00	0.00
MOOE		0.00	570,000.00	570,000.00	0.00	0.00	0.00	570,000.00	570,000.00	0.00	0.00	6,406.52	0.00	6,406.52	0.00	0.00	6,406.52	0.00	6,406.52	0.00	563,593.48	0.00	0.00	0.00
Flexible Learning Options (ADM/ALS/EIE)	310300100003000	0.00	1,192,218.00	1,192,218.00	0.00	0.00	0.00	1,192,218.00	1,192,218.00	0.00	0.00	0.00	96,486.44	96,486.44	0.00	0.00	0.00	96,486.44	96,486.44	0.00	1,095,731.56	0.00	0.00	0.00
MOOE		0.00	1,192,218.00	1,192,218.00	0.00	0.00	0.00	1,192,218.00	1,192,218.00	0.00	0.00	0.00	96,486.44	96,486.44	0.00	0.00	0.00	96,486.44	96,486.44	0.00	1,095,731.56	0.00	0.00	0.00
Madrasah Education Program	310300100004000	0.00	773,766.00	773,766.00	0.00	0.00	0.00	773,766.00	773,766.00	0.00	0.00	125,000.00	308,685.00	433,685.00	0.00	0.00	125,000.00	226,895.00	351,895.00	0.00	340,081.00	81,790.00	0.00	0.00
MOOE		0.00	773,766.00	773,766.00	0.00	0.00	0.00	773,766.00	773,766.00	0.00	0.00	125,000.00	308,685.00	433,685.00	0.00	0.00	125,000.00	226,895.00	351,895.00	0.00	340,081.00	81,790.00	0.00	0.00
Special Needs Education Program	310300100005000	0.00	3,126,897.00	3,126,897.00	0.00	0.00	(69,000.00)	3,195,897.00	3,126,897.00	0.00	0.00	80,000.00	1,575,652.73	1,655,652.73	0.00	0.00	10,000.00	1,611,389.61	1,621,389.61	0.00	1,471,244.27	34,263.12	0.00	0.00
MOOE		0.00	3,126,897.00	3,126,897.00	0.00	0.00	(69,000.00)	3,195,897.00	3,126,897.00	0.00	0.00	80,000.00	1,575,652.73	1,655,652.73	0.00	0.00	10,000.00	1,611,389.61	1,621,389.61	0.00	1,471,244.27	34,263.12	0.00	0.00
SUPPORT TO SCHOOLS AND LEARNERS PROGRAM		2,542,832,000.00	126,393,433.00	2,669,225,433.00	2,542,832,000.00	0.00	(13,069,932.00)	139,463,365.00	2,669,225,433.00	540,960,858.58	725,535,561.36	603,005,679.46	735,298,606.40	2,604,800,705.80	532,390,717.23	715,717,438.02	585,253,222.18	728,423,707.49	2,561,785,084.92	0.00	64,424,727.20	2,820,220.61	40,195,400.27	0.00
School-Based Feeding Program (SBFP)	310400100001000	0.00	79,712,988.00	79,712,988.00	0.00	0.00	0.00	79,712,988.00	79,712,988.00	0.00	0.00	247,690.68	41,765,743.87	42,013,434.55	0.00	0.00	50,285.98	1,195,020.35	1,245,306.33	0.00	37,699,553.45	572,727.95	40,195,400.27	0.00
MOOE		0.00	79,712,988.00	79,712,988.00	0.00	0.00	0.00	79,712,988.00	79,712,988.00	0.00	0.00	247,690.68	41,765,743.87	42,013,434.55	0.00	0.00	50,285.98	1,195,020.35	1,245,306.33	0.00	37,699,553.45	572,727.95	40,195,400.27	0.00
Operation of Schools - Elementary (Kinder to Grade 6)	310400100002000	1,884,070,000.00	0.00	1,884,070,000.00	1,884,070,000.00	0.00	0.00	0.00	1,884,070,000.00	398,689,476.46	533,556,569.97	429,141,062.05	496,222,289.39	1,857,609,397.87	396,600,135.40	533,011,034.60	405,910,723.80	520,716,056.61	1,856,237,950.41	0.00	26,460,602.13	1,371,447.46	0.00	0.00
PS		1,746,683,000.00	0.00	1,746,683,000.00	1,746,683,000.00	0.00	0.00	0.00	1,746,683,000.00	361,586,983.46	498,414,998.97	394,644,086.55	465,576,328.89	1,720,222,397.87	359,497,642.40	497,869,463.60	371,413,748.30	490,070,096.11	1,718,500,950.41	0.00	26,460,602.13	1,371,447.46	0.00	0.00
MOOE		137,387,000.00	0.00	137,387,000.00	137,387,000.00	0.00	0.00	0.00	137,387,000.00	37,102,493.00	35,141,571.00	34,496,975.50	30,645,960.50	137,387,000.00	37,102,493.00	35,141,571.00	34,496,975.50	30,645,960.50	137,387,000.00	0.00	0.00	0.00	0.00	0.00
Operation of Schools - Junior High School (Grade 7 to Grade 10)	310400100003000	300,199,000.00	689,000.00	300,888,000.00	300,199,000.00	0.00	(1,650,000.00)	2,339,000.00	300,888,000.00	65,984,553.57	86,441,505.49	65,677,179.73	82,784,761.21	300,888,000.00	60,245,530.68	86,139,055.74	68,156,716.11	85,790,016.50	300,331,319.03	0.00	0.00	556,680.97	0.00	0.00
PS		269,041,000.00	0.00	269,041,000.00	269,041,000.00	0.00	0.00	0.00	269,041,000.00	57,572,647.57	78,384,281.49	57,321,376.73	75,762,694.21	269,041,000.00	51,833,624.68	78,081,831.74	60,081,413.11	78,487,449.50	268,484,319.03	0.00	0.00	556,680.97	0.00	0.00
MOOE		31,158,000.00	689,000.00	31,847,000.00	31,158,000.00	0.00	(1,650,000.00)	2,339,000.00	31,847,000.00	8,411,906.00	8,057,224.00	8,355,803.00	7,022,067.00	31,847,000.00	8,411,906.00	8,057,224.00	8,075,303.00	7,302,567.00	31,847,000.00	0.00	0.00	0.00	0.00	0.00
Operation of Schools - Senior High School (Grade 11 to Grade 12)	310400100004000	358,563,000.00	296,000.00	358,859,000.00	358,563,000.00	0.00	(178,000.00)	474,000.00	358,859,000.00	76,286,828.55	105,474,060.90	77,243,435.00	99,719,962.93	358,724,287.38	75,545,051.15	96,503,922.68	83,568,557.82	102,787,903.96	358,405,435.61	0.00	134,712.62	318,851.77	0.00	0.00
PS		347,865,000.00	0.00	347,865,000.00	347,865,000.00	0.00	0.00	0.00	347,865,000.00	73,372,908.55	102,578,390.90	74,570,646.00	97,208,341.93	347,700,287.38	72,631,131.15	93,608,252.68	80,997,268.82	100,174,782.96	347,411,435.61	0.00	134,712.62	318,851.77	0.00	0.00
MOOE		10,698,000.00	296,000.00	10,994,000.00	10,698,000.00	0.00	(178,000.00)	474,000.00	10,994,000.00	2,913,920.00	2,895,670.00	2,672,789.00	2,511,621.00	10,994,000.00	2,913,920.00	2,895,670.00	2,571,289.00	2,613,121.00	10,994,000.00	0.00	0.00	0.00	0.00	0.00

This report was generated using the Unified Reporting System on January 28, 2025 9:34 AM; Status : SUBMITTED

Department : Department of Education (DepEd)  
 Agency/Entity : Office of the Secretary  
 Operating Unit : Division of Aklan  
 Organization Code (UACS) : 07 001 0806001  
 Fund Cluster : 01 - Regular Agency Fund

(e.g. UACS Fund Cluster: 01-Regular Agency Fund, 02-Foreign Assisted Projects Fund, 03-Special Account-Locally Funded/Domestic Grants Fund, and 04-Special Account-Foreign Assisted/Foreign Grants Fund)


X	Current Year Appropriations
	Supplemental Appropriations
	Continuing Appropriations


Particulars	UACS CODE	Appropriations			Allotments			Current Year Obligations					Current Year Disbursements					Balances						
		Authorized Appropriations	Adjustments (Transfer To/From, Modifications/Augmentations)	Adjusted Appropriations	Allotments Received	Adjustments (Reductions, Modifications/Augmentations)	Transfer To	Transfer From	Adjusted Allotments	1st Quarter Ending March 31	2nd Quarter Ending June 30	3rd Quarter Ending September 30	4th Quarter Ending December 31	Total	1st Quarter Ending March 31	2nd Quarter Ending June 30	3rd Quarter Ending September 30	4th Quarter Ending December 31	Total	Unreleased Appropriations	Unobligated Allotments	Unpaid Obligations (15-20)=(23+24)		
1	2	3	4	5=(3+4)	6	7	8	9	10=(8+(7-8+9))	11	12	13	14	15=(11+12+13+14)	16	17	18	19	20=(16+17+18+19)	21	22	23	24	
Implementation of the Grant of Cash Allowance, Hardship Pay, and Reclassification of Positions	310400100010000	0.00	41,034,445.00	41,034,445.00	0.00	0.00	(9,865,932.00)	50,900,377.00	41,034,445.00	0.00	63,425.00	26,056,312.00	14,784,849.00	40,904,586.00	0.00	63,425.00	22,926,938.47	17,913,710.07	40,904,073.54	0.00	129,859.00	512.46	0.00	
PS		0.00	19,973,945.00	19,973,945.00	0.00	0.00	(3,426,432.00)	23,400,377.00	19,973,945.00	0.00	63,425.00	5,636,422.00	14,144,239.00	19,844,086.00	0.00	63,425.00	2,507,048.47	17,273,100.07	19,843,573.54	0.00	129,859.00	512.46	0.00	
MOOE		0.00	21,060,500.00	21,060,500.00	0.00	0.00	(6,439,500.00)	27,500,000.00	21,060,500.00	0.00	0.00	20,419,890.00	640,610.00	21,060,500.00	0.00	0.00	20,419,890.00	640,610.00	21,060,500.00	0.00	0.00	0.00	0.00	
World Teachers' Day Incentive Benefits	310400100013000	0.00	4,661,000.00	4,661,000.00	0.00	0.00	(1,376,000.00)	6,037,000.00	4,661,000.00	0.00	0.00	4,640,000.00	21,000.00	4,661,000.00	0.00	0.00	4,640,000.00	21,000.00	4,661,000.00	0.00	0.00	0.00	0.00	
PS		0.00	4,661,000.00	4,661,000.00	0.00	0.00	(1,376,000.00)	6,037,000.00	4,661,000.00	0.00	0.00	4,640,000.00	21,000.00	4,661,000.00	0.00	0.00	4,640,000.00	21,000.00	4,661,000.00	0.00	0.00	0.00	0.00	
DEVELOPMENT PROGRAM		5,418,000.00	2,908,559.75	8,326,559.75	5,418,000.00	0.00	(9,231,240.25)	12,139,800.00	8,326,559.75	3,038,708.00	3,594,912.00	300,759.00	143,501.15	7,077,880.15	0.00	302,700.00	631,672.00	5,730,384.15	6,664,756.15	0.00	1,248,679.60	413,124.00	0.00	
Human resource development for personnel in schools and learning centers	310500100001000	5,418,000.00	2,908,559.75	8,326,559.75	5,418,000.00	0.00	(9,231,240.25)	12,139,800.00	8,326,559.75	3,038,708.00	3,594,912.00	300,759.00	143,501.15	7,077,880.15	0.00	302,700.00	631,672.00	5,730,384.15	6,664,756.15	0.00	1,248,679.60	413,124.00	0.00	
MOOE		5,418,000.00	2,908,559.75	8,326,559.75	5,418,000.00	0.00	(9,231,240.25)	12,139,800.00	8,326,559.75	3,038,708.00	3,594,912.00	300,759.00	143,501.15	7,077,880.15	0.00	302,700.00	631,672.00	5,730,384.15	6,664,756.15	0.00	1,248,679.60	413,124.00	0.00	
Sub-Total, Operations		2,582,377.000.00	361,001,737.69	2,943,378,737.69	2,643,908,700.00	0.00	(52,844,172.25)	352,314,209.94	2,943,378,737.69	552,117,101.15	766,471,521.03	633,304,907.88	906,155,420.55	2,858,048,950.61	540,427,063.56	727,020,783.16	607,285,007.52	924,086,683.65	2,798,819,537.89	0.00	85,329,787.08	14,951,181.01	44,278,231.71	
PS		2,397,716,000.00	189,404,645.00	2,587,120,645.00	2,459,247,700.00	0.00	(35,276,432.00)	163,149,377.00	2,587,120,645.00	600,650,074.15	690,391,484.21	553,295,646.05	816,058,266.84	2,560,395,471.25	491,998,744.56	680,568,266.66	532,946,210.53	852,548,920.78	2,558,062,138.53	0.00	26,725,173.75	2,333,332.72	0.00	
MOOE		184,661,000.00	132,157,370.75	316,818,370.75	184,661,000.00	0.00	(17,567,740.25)	149,725,111.00	316,818,370.75	51,467,027.00	49,833,612.50	71,447,261.83	86,014,322.27	258,762,223.60	48,428,319.00	46,452,520.50	68,222,556.81	51,464,923.67	214,568,319.98	0.00	58,056,147.15	3,998,503.35	40,195,400.27	
FinEx (if Applicable)		0.00	0.00	0.00	0.00	0.00	0.00	0.00	0.00	0.00	0.00	0.00	0.00	0.00	0.00	0.00	0.00	0.00	0.00	0.00	0.00	0.00	0.00	
CO		0.00	39,439,721.94	39,439,721.94	0.00	0.00	0.00	39,439,721.94	39,439,721.94	0.00	26,246,424.32	8,562,000.00	4,082,831.44	38,891,255.76	0.00	0.00	6,116,240.18	20,072,839.20	26,189,079.38	0.00	548,466.18	8,619,344.94	4,082,831.44	
<b>Sub-Total, I. Agency Specific Budget</b>		<b>2,665,943,000.00</b>	<b>421,464,592.11</b>	<b>3,087,407,592.11</b>	<b>2,727,474,700.00</b>	<b>0.00</b>	<b>(54,443,011.25)</b>	<b>381,052,834.19</b>	<b>3,087,407,592.11</b>	<b>573,662,222.49</b>	<b>792,636,713.99</b>	<b>656,902,633.78</b>	<b>959,543,428.34</b>	<b>2,982,744,998.60</b>	<b>557,000,240.25</b>	<b>752,458,570.79</b>	<b>633,187,434.86</b>	<b>972,148,803.01</b>	<b>2,914,795,048.91</b>	<b>0.00</b>	<b>104,662,593.51</b>	<b>20,139,378.58</b>	<b>47,810,571.11</b>	
PS		2,466,195,000.00	229,740,002.42	2,695,935,002.42	2,527,726,700.00	0.00	(33,323,069.17)	(36,875,271.00)	171,760,504.25	2,695,935,002.42	516,363,673.24	713,255,965.26	573,445,693.83	860,288,526.87	2,663,353,859.20	507,628,218.11	703,418,300.52	553,139,410.13	896,339,487.65	2,660,525,416.41	0.00	32,581,143.22	2,828,442.79	0.00
MOOE		199,748,000.00	152,284,867.75	352,032,867.75	199,748,000.00	0.00	(17,567,740.25)	169,852,808.00	352,032,867.75	57,298,549.25	53,134,324.41	74,894,939.95	95,172,070.03	280,499,883.64	49,372,022.14	49,040,270.27	73,931,784.55	55,736,476.16	228,080,553.12	0.00	71,532,984.11	8,691,590.85	43,727,739.67	
FinEx (if Applicable)		0.00	0.00	0.00	0.00	0.00	0.00	0.00	0.00	0.00	0.00	0.00	0.00	0.00	0.00	0.00	0.00	0.00	0.00	0.00	0.00	0.00	0.00	
CO		0.00	39,439,721.94	39,439,721.94	0.00	0.00	0.00	39,439,721.94	39,439,721.94	0.00	26,246,424.32	8,562,000.00	4,082,831.44	38,891,255.76	0.00	0.00	6,116,240.18	20,072,839.20	26,189,079.38	0.00	548,466.18	8,619,344.94	4,082,831.44	
<b>II. Automatic Appropriations</b>		<b>224,590,000.00</b>	<b>17,015,662.62</b>	<b>241,605,662.62</b>	<b>240,055,309.00</b>	<b>0.00</b>	<b>1,550,353.62</b>	<b>0.00</b>	<b>241,605,662.62</b>	<b>55,701,134.03</b>	<b>55,777,048.23</b>	<b>65,406,365.11</b>	<b>63,162,607.48</b>	<b>240,047,154.85</b>	<b>54,336,918.67</b>	<b>56,221,372.05</b>	<b>38,707,408.55</b>	<b>90,777,316.78</b>	<b>240,043,016.05</b>	<b>0.00</b>	<b>1,558,507.77</b>	<b>4,138.80</b>	<b>0.00</b>	
Specific Budgets of National Government Agencies		224,590,000.00	17,015,662.62	241,605,662.62	240,055,309.00	0.00	1,550,353.62	0.00	241,605,662.62	55,701,134.03	55,777,048.23	65,406,365.11	63,162,607.48	240,047,154.85	54,336,918.67	56,221,372.05	38,707,408.55	90,777,316.78	240,043,016.05	0.00	1,558,507.77	4,138.80	0.00	
Retirement and Life Insurance Premiums		224,590,000.00	17,015,662.62	241,605,662.62	240,055,309.00	0.00	1,550,353.62	0.00	241,605,662.62	55,701,134.03	55,777,048.23	65,406,365.11	63,162,607.48	240,047,154.85	54,336,918.67	56,221,372.05	38,707,408.55	90,777,316.78	240,043,016.05	0.00	1,558,507.77	4,138.80	0.00	
PS		224,590,000.00	17,015,662.62	241,605,662.62	240,055,309.00	0.00	1,550,353.62	0.00	241,605,662.62	55,701,134.03	55,777,048.23	65,406,365.11	63,162,607.48	240,047,154.85	54,336,918.67	56,221,372.05	38,707,408.55	90,777,316.78	240,043,016.05	0.00	1,558,507.77	4,138.80	0.00	
<b>Sub-total II. Automatic Appropriations</b>		<b>224,590,000.00</b>	<b>17,015,662.62</b>	<b>241,605,662.62</b>	<b>240,055,309.00</b>	<b>0.00</b>	<b>1,550,353.62</b>	<b>0.00</b>	<b>241,605,662.62</b>	<b>55,701,134.03</b>	<b>55,777,048.23</b>	<b>65,406,365.11</b>	<b>63,162,607.48</b>	<b>240,047,154.85</b>	<b>54,336,918.67</b>	<b>56,221,372.05</b>	<b>38,707,408.55</b>	<b>90,777,316.78</b>	<b>240,043,016.05</b>	<b>0.00</b>	<b>1,558,507.77</b>	<b>4,138.80</b>	<b>0.00</b>	
PS		224,590,000.00	17,015,662.62	241,605,662.62	240,055,309.00	0.00	1,550,353.62	0.00	241,605,662.62	55,701,134.03	55,777,048.23	65,406,365.11	63,162,607.48	240,047,154.85	54,336,918.67	56,221,372.05	38,707,408.55	90,777,316.78	240,043,016.05	0.00	1,558,507.77	4,138.80	0.00	
MOOE		0.00	0.00	0.00	0.00	0.00	0.00	0.00	0.00	0.00	0.00	0.00	0.00	0.00	0.00	0.00	0.00	0.00	0.00	0.00	0.00	0.00	0.00	
FinEx		0.00	0.00	0.00	0.00	0.00	0.00	0.00	0.00	0.00	0.00	0.00	0.00	0.00	0.00	0.00	0.00	0.00	0.00	0.00	0.00	0.00	0.00	
CO		0.00	0.00	0.00	0.00	0.00	0.00	0.00	0.00	0.00	0.00	0.00	0.00	0.00	0.00	0.00	0.00	0.00	0.00	0.00	0.00	0.00	0.00	
<b>III. Special Purpose Fund</b>		<b>0.00</b>	<b>194,719,633.00</b>	<b>194,719,633.00</b>	<b>0.00</b>	<b>0.00</b>	<b>194,719,633.00</b>	<b>0.00</b>	<b>194,719,633.00</b>	<b>1,797,716.94</b>	<b>28,367.99</b>	<b>71,903,837.47</b>	<b>120,789,588.35</b>	<b>194,519,510.75</b>	<b>1,595,751.75</b>	<b>230,333.18</b>	<b>62,982,881.87</b>	<b>129,710,543.95</b>	<b>194,519,510.75</b>	<b>0.00</b>	<b>200,122.25</b>	<b>0.00</b>	<b>0.00</b>	
Miscellaneous Personnel Benefits Fund		0.00	1,868,164.00	1,868,164.00	0.00	0.00	1,868,164.00	0.00	1,868,164.00	1,797,716.94	28,367.99	0.00	0.00	1,826,084.93	1,595,751.75	230,333.18	0.00	1,826,084.93	0.00	42,079.07	0.00	0.00	0.00	
PS		0.00	1,868,164.00	1,868,164.00	0.00	0.00	1,868,164.00	0.00	1,868,164.00	1,797,716.94	28,367.99	0.00	0.00	1,826,084.93	1,595,751.75	230,333.18	0.00	1,826,084.93	0.00	42,079.07	0.00	0.00	0.00	
For payment of Personnel Benefits		0.00	192,851,469.00	192,851,469.00	0.00	0.00	192,851,469.00	0.00	192,851,469.00	0.00	0.00	71,903,83												

Department : Department of Education (DepEd)  
 Agency/Entity : Office of the Secretary  
 Operating Unit : Division of Aklan  
 Organization Code (UACS) : 07 001 0806001  
 Fund Cluster : 01 - Regular Agency Fund  
 (e.g. UACS Fund Cluster: 01-Regular Agency Fund, 02-Foreign Assisted Projects Fund, 03-Special Account-Locally Funded/Domestic Grants Fund, and 04-Special Account-Foreign Assisted/Foreign Grants Fund)


X	Current Year Appropriations
	Supplemental Appropriations
	Continuing Appropriations

Particulars	UACS CODE	Appropriations			Allotments					Current Year Obligations					Current Year Disbursements					Balances			
		Authorized Appropriations	Adjustments To/From, Modifications/ Augmentations	Adjusted Appropriations	Allotments Received	Adjustments (Reductions, Modifications/ Augmentations)	Transfer To	Transfer From	Adjusted Allotments	1st Quarter Ending March 31	2nd Quarter Ending June 30	3rd Quarter Ending September 30	4th Quarter Ending December 31	Total	1st Quarter Ending March 31	2nd Quarter Ending June 30	3rd Quarter Ending September 30	4th Quarter Ending December 31	Total	Unreleased Appropriations	Unobligated Allotments	Unpaid Obligations (15-20)=(23+24)	
1	2	3	4	5=(3+4)	6	7	8	9	10=[(6+)-(7)-8+9]	11	12	13	14	15=[(11+12+13+14)]	16	17	18	19	20=[(16+17+18+19)]	21	22	23	24
<b>Sub-Total III. Special Purpose Fund</b>		0.00	194,719,633.00	194,719,633.00	0.00	194,719,633.00	0.00	0.00	194,719,633.00	1,797,716.94	28,367.99	71,903,837.47	120,789,588.35	194,519,510.75	1,595,751.75	230,333.18	62,982,881.87	129,710,543.95	194,519,510.75	0.00	200,122.25	0.00	0.00
PS		0.00	194,719,633.00	194,719,633.00	0.00	194,719,633.00	0.00	0.00	194,719,633.00	1,797,716.94	28,367.99	71,903,837.47	120,789,588.35	194,519,510.75	1,595,751.75	230,333.18	62,982,881.87	129,710,543.95	194,519,510.75	0.00	200,122.25	0.00	0.00
MOOE		0.00	0.00	0.00	0.00	0.00	0.00	0.00	0.00	0.00	0.00	0.00	0.00	0.00	0.00	0.00	0.00	0.00	0.00	0.00	0.00	0.00	0.00
FinEx		0.00	0.00	0.00	0.00	0.00	0.00	0.00	0.00	0.00	0.00	0.00	0.00	0.00	0.00	0.00	0.00	0.00	0.00	0.00	0.00	0.00	0.00
CO		0.00	0.00	0.00	0.00	0.00	0.00	0.00	0.00	0.00	0.00	0.00	0.00	0.00	0.00	0.00	0.00	0.00	0.00	0.00	0.00	0.00	0.00
<b>IV. Reversion or the Unobligated Allotments charged against R.A. Nos. 11465 and 11494</b>		0.00	0.00	0.00	0.00	0.00	0.00	0.00	0.00	0.00	0.00	0.00	0.00	0.00	0.00	0.00	0.00	0.00	0.00	0.00	0.00	0.00	0.00
<b>GRAND TOTAL</b>		2,890,533,000.00	633,199,887.73	3,523,732,887.73	2,967,530,009.00	229,593,055.79	(64,443,011.25)	381,052,834.19	3,523,732,887.73	631,161,073.46	848,442,130.21	794,212,836.36	1,143,495,624.17	3,417,311,664.20	612,932,910.67	808,910,276.02	734,877,725.28	1,192,636,663.74	3,349,357,575.71	0.00	106,421,223.53	20,143,517.38	47,810,571.11
PS		2,690,785,000.00	441,475,298.04	3,132,260,298.04	2,767,782,009.00	229,593,055.79	(36,875,271.00)	171,760,504.25	3,132,260,298.04	573,862,524.21	769,061,381.48	710,755,896.41	1,044,240,722.70	3,097,920,524.80	563,560,888.53	759,870,005.75	654,829,700.55	1,116,827,348.38	3,095,087,943.21	0.00	34,339,773.24	2,832,581.59	0.00
MOOE		199,748,000.00	152,284,867.75	352,032,867.75	199,748,000.00	0.00	(17,567,740.25)	169,852,608.00	352,032,867.75	57,298,549.25	53,134,324.41	74,894,939.95	95,172,070.03	280,499,883.64	49,372,022.14	49,040,270.27	73,931,784.55	55,736,476.16	228,080,553.12	0.00	71,532,984.11	8,691,590.85	43,727,739.67
CO		0.00	39,439,721.94	39,439,721.94	0.00	0.00	0.00	39,439,721.94	39,439,721.94	0.00	26,246,424.32	8,562,000.00	4,082,831.44	38,891,255.76	0.00	0.00	6,116,240.18	20,072,839.20	26,189,079.38	0.00	548,466.18	8,619,344.94	4,082,831.44
<b>Recapitulation by OO:</b>																							
<b>SUPPORT TO SCHOOLS AND LEARNERS PROGRAM</b>		2,542,832,000.00	126,393,433.00	2,669,225,433.00	2,542,832,000.00	0.00	(13,069,932.00)	139,463,365.00	2,669,225,433.00	540,960,858.58	725,535,561.36	603,005,679.46	735,298,606.40	2,604,800,705.80	532,390,717.23	715,717,438.02	585,253,222.18	728,423,707.49	2,561,785,084.92	0.00	64,424,727.20	2,820,220.61	40,195,400.27
<b>EDUCATION POLICY DEVELOPMENT PROGRAM</b>		34,127,000.00	9,808,649.00	43,935,649.00	34,127,000.00	0.00	0.00	9,808,649.00	43,935,649.00	8,117,534.57	11,079,623.35	9,500,955.41	8,739,971.35	37,438,084.68	8,036,346.33	10,985,645.14	8,816,526.30	9,333,850.31	37,172,368.08	0.00	6,497,564.32	265,716.60	0.00
<b>EDUCATION HUMAN RESOURCE DEVELOPMENT PROGRAM</b>		5,418,000.00	2,908,559.75	8,326,559.75	5,418,000.00	0.00	(9,231,240.25)	12,139,800.00	8,326,559.75	3,038,708.00	3,594,912.00	300,759.00	143,501.15	7,077,880.15	0.00	302,700.00	631,672.00	5,730,384.15	6,664,756.15	0.00	1,248,679.60	413,124.00	0.00
<b>BASIC EDUCATION INPUTS PROGRAM</b>		0.00	215,116,638.94	215,116,638.94	61,531,700.00	0.00	(30,474,000.00)	184,058,938.94	215,116,638.94	0.00	26,261,424.32	19,360,368.97	159,868,349.91	205,490,143.20	15,000.00	12,410,200.52	178,537,442.24	190,962,642.76	0.00	9,626,495.74	10,444,669.00	4,082,831.44	0.00
<b>INCLUSIVE EDUCATION PROGRAM</b>		0.00	6,774,457.00	6,774,457.00	0.00	0.00	(69,000.00)	6,843,457.00	6,774,457.00	0.00	0.00	1,137,145.04	2,104,991.74	3,242,136.78	0.00	0.00	173,386.52	2,061,299.46	2,234,685.98	0.00	3,532,320.22	1,007,450.80	0.00

**Certified Correct:**  
  
 ANN R. SHELLE L. NADUA  
 Administrative Officer V (Budget Officer III)  
 Date: January 27, 2025 05:48 PM

**Certified Correct:**  
  
 MARISSA S. J. MUNDO  
 Accountant III  
 Date: January 27, 2025 05:48 PM

**Recommending Approval By:**  
 N/A  
 N/A  
 Date:

**Approved By:**  
  
 FELICIANO C. DURAN  
 Schools Division Superintendent  
 Date: January 28, 2025 09:30 AM