

SUMMARY OF APPROPRIATIONS, ALLOTMENTS, OBLIGATIONS, DISBURSEMENTS AND BALANCES BY OBJECT OF EXPENDITURES
As at the Quarter Ending December 31, 2024

Department : Department of Education (DepEd)
 Agency/Entity : Office of the Secretary
 Operating Unit : Division of Aklan
 Organization Code (UACS) : 07 001 0806001
 Fund Cluster : 01 - Regular Agency Fund

	Current Year Appropriations
	Supplemental Appropriations
X	Continuing Appropriations

(e.g. UACS Fund Cluster: 01-Regular Agency Fund, 02-Foreign Assisted Projects Fund, 03-Special Account-Locally Funded/Domestic Grants Fund, and 04-Special Account-Foreign Assisted/Foreign Grants Fund)


Particulars	UACS CODE	Appropriations				Allotments					Obligations					Disbursements					Balances				
		Authorized Appropriations	Adjustments (Transfer To/From, Modifications/Auoments)	Adjusted Appropriations	SARO	Unobligated	Adjustments (Reductions, Modifications/Auoments)	Transfer To	Transfer From	Adjusted Allotments	1st Quarter Ending March 31	2nd Quarter Ending June 30	3rd Quarter Ending September 30	4th Quarter Ending December 31	Total	1st Quarter Ending March 31	2nd Quarter Ending June 30	3rd Quarter Ending September 30	4th Quarter Ending December 31	Total	Unused Funds		Unpaid Obligations (16-21)=(24+25)		
																					Unreleased Appropriations 22=(5-11)	Unobligated Allotments 23=(11-16)	Due and Demandable 24	Not Yet Due and Demandable 25	
SUMMARY		0.00	38,156,932.11	38,156,932.11	0.00	54,697,454.35	0.00	(1,550,592.50)	39,707,524.61	92,854,386.46	3,239,978.10	33,177,970.16	15,222,564.14	28,927,675.86	80,568,188.26	1,061,953.25	16,722,793.09	27,871,648.05	6,495,166.34	52,151,560.73	0.00	12,286,198.20	8,780,435.10	19,636,192.43	
Unobligated Allotment		0.00	38,156,932.11	38,156,932.11	0.00	54,697,454.35	0.00	(1,550,592.50)	39,707,524.61	92,854,386.46	3,239,978.10	33,177,970.16	15,222,564.14	28,927,675.86	80,568,188.26	1,061,953.25	16,722,793.09	27,871,648.05	6,495,166.34	52,151,560.73	0.00	12,286,198.20	8,780,435.10	19,636,192.43	
I.AGENCY SPECIFIC BUDGET		0.00	38,156,932.11	38,156,932.11	0.00	54,697,454.35	0.00	(1,550,592.50)	39,707,524.61	92,854,386.46	3,239,978.10	33,177,970.16	15,222,564.14	28,927,675.86	80,568,188.26	1,061,953.25	16,722,793.09	27,871,648.05	6,495,166.34	52,151,560.73	0.00	12,286,198.20	8,780,435.10	19,636,192.43	
Maintenance and Other Operating Expenses		0.00	36,728,445.11	36,728,445.11	0.00	46,840,271.48	0.00	(1,550,592.50)	38,279,037.61	83,568,716.59	1,966,468.10	28,091,021.49	15,208,685.86	26,226,461.68	71,492,637.13	1,051,143.25	16,702,959.09	24,112,856.06	5,317,952.99	47,184,911.39	0.00	12,076,079.46	6,752,726.13	17,554,999.61	
Traveling Expenses		0.00	0.00	0.00	0.00	3,920,896.55	0.00	0.00	3,920,896.55	220,129.05	343,780.72	1,094,765.56	2,255,571.22	3,914,246.55	92,468.55	253,381.22	708,506.06	2,213,080.24	3,267,436.07	0.00	6,650.00	646,810.48	0.00	0.00	
Traveling Expenses - Local	5020101000	0.00	0.00	0.00	0.00	3,920,896.55	0.00	0.00	3,920,896.55	220,129.05	343,780.72	1,094,765.56	2,255,571.22	3,914,246.55	92,468.55	253,381.22	708,506.06	2,213,080.24	3,267,436.07	0.00	6,650.00	646,810.48	0.00	0.00	
Training and Scholarship Expenses		0.00	(57,724.50)	(57,724.50)	0.00	3,218,465.46	3,827,616.96	(782,208.50)	724,484.00	6,988,357.92	409,820.00	2,308,678.32	99,448.00	3,694,836.25	6,512,782.57	1,302.50	698,885.82	911,489.00	513,535.00	2,125,212.32	0.00	475,575.35	3,715,605.25	671,965.00	
Training Expenses	5020201000	0.00	(57,724.50)	(57,724.50)	0.00	3,218,465.46	3,827,616.96	(782,208.50)	724,484.00	6,988,357.92	409,820.00	2,308,678.32	99,448.00	3,694,836.25	6,512,782.57	1,302.50	698,885.82	911,489.00	513,535.00	2,125,212.32	0.00	475,575.35	3,715,605.25	671,965.00	
Training Expenses	5020201002	0.00	(57,724.50)	(57,724.50)	0.00	3,218,465.46	3,827,616.96	(782,208.50)	724,484.00	6,988,357.92	409,820.00	2,308,678.32	99,448.00	3,694,836.25	6,512,782.57	1,302.50	698,885.82	911,489.00	513,535.00	2,125,212.32	0.00	475,575.35	3,715,605.25	671,965.00	
Supplies and Materials Expenses		0.00	0.00	0.00	0.00	2,246,295.38	35,534,991.76	0.00	0.00	37,781,287.14	970,976.00	9,823,957.70	11,584,110.00	15,181,396.86	37,560,440.56	710,250.00	365,726.00	21,159,290.00	1,345,277.70	23,570,543.70	0.00	220,846.58	146,208.00	13,843,688.86	
Office Supplies Expenses	5020301000	0.00	0.00	0.00	0.00	20,000.00	20,000.00	0.00	0.00	20,000.00	20,000.00	0.00	0.00	0.00	20,000.00	20,000.00	0.00	0.00	0.00	0.00	0.00	0.00	0.00	0.00	
Office Supplies Expenses	5020301002	0.00	0.00	0.00	0.00	20,000.00	20,000.00	0.00	0.00	20,000.00	20,000.00	0.00	0.00	0.00	20,000.00	20,000.00	0.00	0.00	0.00	0.00	0.00	0.00	0.00	0.00	
Food Supplies Expenses	5020305000	0.00	0.00	0.00	0.00	13,863,323.83	13,863,323.83	0.00	0.00	13,863,323.83	0.00	9,728,957.70	4,134,366.13	13,863,323.83	0.00	0.00	9,585,180.00	143,777.70	9,728,957.70	0.00	0.00	0.00	4,134,366.13	0.00	
Fuel, Oil and Lubricants Expenses	5020309000	0.00	0.00	0.00	0.00	115,338.80	(115,338.80)	0.00	0.00	0.00	0.00	0.00	0.00	0.00	0.00	0.00	0.00	0.00	0.00	0.00	0.00	0.00	0.00	0.00	
Textbooks and Instructional Materials Expenses	5020311000	0.00	0.00	0.00	0.00	1,630,110.00	0.00	0.00	1,630,110.00	5,000.00	0.00	1,625,110.00	0.00	1,630,110.00	5,000.00	0.00	1,625,110.00	0.00	1,630,110.00	0.00	0.00	0.00	0.00	0.00	
Chalk Allowance	5020311002	0.00	0.00	0.00	0.00	1,630,110.00	0.00	0.00	1,630,110.00	5,000.00	0.00	1,625,110.00	0.00	1,630,110.00	5,000.00	0.00	1,625,110.00	0.00	1,630,110.00	0.00	0.00	0.00	0.00	0.00	
Semi-Expendable Machinery and Equipment	5020321000	0.00	0.00	0.00	0.00	500,846.58	7,083,145.00	0.00	0.00	7,583,991.58	0.00	0.00	7,363,145.00	7,363,145.00	0.00	0.00	0.00	0.00	0.00	0.00	0.00	0.00	220,846.58	0.00	7,363,145.00
Printing Equipment	5020321011	0.00	0.00	0.00	0.00	7,083,145.00	7,083,145.00	0.00	0.00	7,083,145.00	0.00	0.00	0.00	7,083,145.00	0.00	0.00	0.00	0.00	0.00	0.00	0.00	0.00	0.00	0.00	7,083,145.00
Technical and Scientific Equipment	5020321013	0.00	0.00	0.00	0.00	500,846.58	0.00	0.00	500,846.58	0.00	0.00	0.00	280,000.00	280,000.00	0.00	0.00	0.00	0.00	0.00	0.00	0.00	0.00	220,846.58	0.00	280,000.00
Other Supplies and Materials Expenses	5020399000	0.00	0.00	0.00	0.00	14,683,861.73	0.00	0.00	14,683,861.73	945,976.00	95,000.00	9,959,000.00	3,683,885.73	14,683,861.73	705,250.00	335,726.00	9,949,000.00	1,201,500.00	12,191,476.00	0.00	0.00	146,208.00	2,346,177.73	0.00	
Survey, Research, Exploration and Research, Exploration and Development Expenses	5020702000	0.00	0.00	0.00	0.00	178,008.00	0.00	0.00	178,008.00	129,448.00	7,990.00	38,607.00	1,963.00	178,008.00	51,779.20	3,196.00	26,211.00	42,118.00	123,304.20	0.00	0.00	54,703.80	0.00	0.00	
Research, Exploration and Development	5020702002	0.00	0.00	0.00	0.00	178,008.00	0.00	0.00	178,008.00	129,448.00	7,990.00	38,607.00	1,963.00	178,008.00	51,779.20	3,196.00	26,211.00	42,118.00	123,304.20	0.00	0.00	54,703.80	0.00	<	


Department : Department of Education (DepEd)
 Agency/Entity : Office of the Secretary
 Operating Unit : Division of Aklan
 Organization Code (UACS) : 07 001 0806001
 Fund Cluster : 01 - Regular Agency Fund

	Current Year Appropriations
	Supplemental Appropriations
X	Continuing Appropriations


(e.g. UACS Fund Cluster: 01-Regular Agency Fund, 02-Foreign Assisted Projects Fund, 03-Special Account-Locally Funded/Domestic Grants Fund, and 04-Special Account-Foreign Assisted/Foreign Grants Fund)

Particulars	UACS CODE	Appropriations			Allotments						Obligations				Disbursements				Balances					
		Authorized Appropriations	Adjustments (Transfer To/From, Modifications/ Augmentations)	Adjusted Appropriations	Allotments		Adjustments (Reductions, Modifications/ Augmentations)	Transfer To	Transfer From	Adjusted Allotments	1st Quarter Ending March 31	2nd Quarter Ending June 30	3rd Quarter Ending September 30	4th Quarter Ending December 31	Total	1st Quarter Ending March 31	2nd Quarter Ending June 30	3rd Quarter Ending September 30	4th Quarter Ending December 31	Total	Unused Funds		Unpaid Obligations (16-21)=(24+25)	
					SARO	Unobligated															Unreleased Appropriations	Unobligated Allotments	Due and Demandable	Not Yet Due and Demandable
1	2	3	4	5=(3+4)	6	7	8	9	10	11=(8+7+10)+9+16	12	13	14	15	16=(12+13+14+15)	17	18	19	20	21=(17+18+19+20)	22=(5-11)	23=(11-16)	24	25

Certified Correct:

 ANN RASHELLE L. NADUA
 Administrative Officer V (Budget Officer III)
 Date: January 27, 2025 05:48 PM

Certified Correct:

 MARISSA A. ZUMUNDO
 Accountant III
 Date: January 27, 2025 05:48 PM

Recommending Approval By:
 N/A
 N/A
 Date:

Approved By:

 FELICIANO C. BUISNEPE JR., CEBU VI
 Schools Division Superintendent
 Date: January 28, 2025 09:31 AM